



Questionnaire Report for Parents

Magnolia School / Parents

Baldwin County, AL

June 10, 2010

Contents

| | | |
|----------|--|----------|
| 1 | Introduction | 1 |
| 2 | Standard Graphics | 2 |
| 3 | Percentage Tables | 6 |
| 3.1 | Parent Demographics | 7 |
| 3.2 | Student Demographics | 9 |
| 3.3 | Student Information | 10 |
| 3.4 | Community Information | 18 |
| 3.5 | Impressions About Drug Use | 22 |
| 3.6 | During The Past Year Your Child Has Used | 25 |
| 3.7 | How Easy Is It For Students In Your Child's Grade To Get | 28 |
| 3.8 | Safety at School | 34 |
| 3.9 | Effectiveness of Solutions | 37 |

List of Tables

| | | |
|------|---|----|
| 3.1 | Relation To Child | 7 |
| 3.2 | Marital Status | 7 |
| 3.3 | Ethnic Origin | 8 |
| 3.4 | Sex Of Child | 9 |
| 3.5 | Use Of Tobacco - My Child | 9 |
| 3.6 | Use Of Alcohol - My Child | 9 |
| 3.7 | Use Of Drugs - My Child | 9 |
| 3.8 | My Child Makes Good Grades In School | 10 |
| 3.9 | My Child Gets Into Trouble At School | 10 |
| 3.10 | My Child Attends Church, Synagogue, Etc. | 10 |
| 3.11 | I Set Clear Rules For My Child | 11 |
| 3.12 | I Punish My Child When He/She Breaks The Rules | 11 |
| 3.13 | I Talk To My Child About The Harmful Effects Of Using Tobacco, Alcohol And Drugs | 11 |
| 3.14 | Teachers Talk To Students About The Harmful Effects Of Using Tobacco, Alcohol And Drugs | 12 |
| 3.15 | Our School Works With Parents Regarding Drug Abuse Prevention | 12 |
| 3.16 | Law Enforcement Is Doing A Good Job In Keeping Alcohol Away From Students | 12 |
| 3.17 | Law Enforcement Is Doing A Good Job In Keeping Drugs Away From Students | 13 |
| 3.18 | I Am Afraid My Child Will Be Hurt At School | 13 |
| 3.19 | My Child Takes Part In Gang Activities | 13 |
| 3.20 | My Child Has Been Threatened With A Gun, Knife Or Club At School | 14 |
| 3.21 | A Student Has Threatened To Hit, Slap Or Kick My Child | 14 |
| 3.22 | Our School Sets Clear Rules On Using Drugs At School | 14 |
| 3.23 | Our School Sets Clear Rules On Bullying Or Threatening Behavior | 15 |
| 3.24 | I See Ads On TV That Encourage Me To Talk To My Child About Drug Use | 15 |
| 3.25 | My Child Participates In Community Activities Such as Scouts, Rec. Teams, Youth Clubs, Etc. | 15 |
| 3.26 | My Child Participates In School Activities Such as Band, Clubs, Etc. | 16 |
| 3.27 | The School Has Security (Police) Officer | 16 |

| | |
|--|----|
| 3.28 A Security (Police) Officer Can Prevent Violence At School | 16 |
| 3.29 Every School Needs A Security (Police) Officer | 16 |
| 3.30 My Child Has Skipped School Without My Permission | 17 |
| 3.31 Drug And Alcohol Use Is A Big Problem Facing Youth In My Community | 18 |
| 3.32 Youth Violence Is A Big Problem In My Community | 18 |
| 3.33 My Child Has Friends Who Drink Alcohol | 18 |
| 3.34 It Would Be Okay With Me For My Child To Use Alcohol If He/She Would Not Use Other Drugs | 19 |
| 3.35 Beer Ads Encourage Underage Drinking | 19 |
| 3.36 My Child Has Friends Who Use Tobacco | 19 |
| 3.37 My Child Has Friends Who Use Drugs | 20 |
| 3.38 It Would Be Okay With Me For My Child To Smoke A Little Pot If He/She Would Leave Other Drugs Alone | 20 |
| 3.39 My Child Has Had 5 Or More Glasses Of Beer, Coolers Or Liquor Within A Few Hours | 20 |
| 3.40 The Alcohol Industry Does A Good Job Of Discouraging Underage Drinking. | 21 |
| 3.41 Harmfulness Of Use – Cigarettes | 22 |
| 3.42 Harmfulness Of Use – Smokeless Tobacco (Chew, Etc.) | 22 |
| 3.43 Harmfulness Of Use – Cigars | 22 |
| 3.44 Harmfulness Of Use – Beer | 23 |
| 3.45 Harmfulness Of Use – Coolers, Breezers, Hard Lemonades, Etc. | 23 |
| 3.46 Harmfulness Of Use – Liquor | 23 |
| 3.47 Harmfulness Of Use – Marijuana | 24 |
| 3.48 Harmfulness Of Use – Cocaine (Crack, Etc) | 24 |
| 3.49 Harmfulness Of Use – Crystal Meth (Ice, Crank, Etc.) | 24 |
| 3.50 Percent Of Use – Cigarettes | 25 |
| 3.51 Percent Of Use – Smokeless Tobacco (Chew, Etc.) | 25 |
| 3.52 Percent Of Use – Cigars | 25 |
| 3.53 Percent Of Use – Beer | 26 |
| 3.54 Percent Of Use – Coolers, Breezers, Hard Lemonades, Etc. | 26 |
| 3.55 Percent Of Use – Liquor | 26 |
| 3.56 Percent Of Use – Marijuana | 27 |
| 3.57 Percent Of Use – Cocaine (Crack, Etc) | 27 |
| 3.58 Percent Of Use – Crystal Meth (Ice, Crank, Etc.) | 27 |
| 3.59 How Easy Is It For Students In Your Child's Grade To Get Cigarettes | 28 |
| 3.60 How Easy Is It For Students In Your Child's Grade To Get Smokeless Tobacco (Chew, Etc.) | 28 |
| 3.61 How Easy Is It For Students In Your Child's Grade To Get Cigars | 28 |
| 3.62 How Easy Is It For Students In Your Child's Grade To Get Beer | 29 |
| 3.63 How Easy Is It For Students In Your Child's Grade To Get Coolers, Breezers, Hard Lemonades, Etc. | 29 |
| 3.64 How Easy Is It For Students In Your Child's Grade To Get Liquor | 29 |
| 3.65 How Easy Is It For Students In Your Child's Grade To Get Marijuana | 30 |

| | |
|---|----|
| 3.66 How Easy Is It For Students In Your Child's Grade To Get Cocaine (Crack, Etc) | 30 |
| 3.67 How Easy Is It For Students In Your Child's Grade To Get Uppers (Stimulants) | 30 |
| 3.68 How Easy Is It For Students In Your Child's Grade To Get Downers (Depressants) | 31 |
| 3.69 How Easy Is It For Students In Your Child's Grade To Get Inhalants (Glue, Etc) | 31 |
| 3.70 How Easy Is It For Students In Your Child's Grade To Get Hallucinogens (PCP, LSD, Etc) | 31 |
| 3.71 How Easy Is It For Students In Your Child's Grade To Get Heroin (Opiates) | 32 |
| 3.72 How Easy Is It For Students In Your Child's Grade To Get Anabolic Steroids | 32 |
| 3.73 How Easy Is It For Students In Your Child's Grade To Get Ecstasy (MDMA) | 32 |
| 3.74 How Easy Is It For Students In Your Child's Grade To Get OxyContin | 33 |
| 3.75 How Easy Is It For Students In Your Child's Grade To Get Crystal Meth (Ice, Crank, Etc.) | 33 |
| 3.76 How Easy Is It For Students In Your Child's Grade To Get A Gun | 33 |
| 3.77 While At School My Child Feels Safe In The Classroom | 34 |
| 3.78 While At School My Child Feels Safe In The Cafeteria | 34 |
| 3.79 While At School My Child Feels Safe In The Halls | 34 |
| 3.80 While At School My Child Feels Safe In the Bathroom | 35 |
| 3.81 While At School My Child Feels Safe In The Gym | 35 |
| 3.82 While At School My Child Feels Safe On The School Bus | 35 |
| 3.83 While At School My Child Feels Safe At School Events | 36 |
| 3.84 While At School My Child Feels Safe On The Playground | 36 |
| 3.85 While At School My Child Feels Safe In The Parking Lot | 36 |
| 3.86 School-based Education About The Harmful Effects Of Drug And Alcohol Use | 37 |
| 3.87 TV Ads On Preventing Drug Use By Youth | 37 |
| 3.88 TV Ads On Preventing Alcohol Use By Youth | 37 |
| 3.89 Religious Institutions Providing Drug Education To Young People | 38 |
| 3.90 Parents Providing Drug Education To Their Children | 38 |
| 3.91 Parents Taking Responsibility For Their Children's Use Of Drugs And Alcohol | 38 |
| 3.92 News Media Keeping Parents/Public Informed About Student Drug Use And Violence | 39 |
| 3.93 Schools Keeping Parents/Public Informed About Student Drug Use And Violence | 39 |
| 3.94 Community Anti-drug Coalition For Keeping Students Drug Free | 39 |
| 3.95 After School Activities For Students At School | 40 |
| 3.96 After School Activities For Students In The Community (Not At School) | 40 |
| 3.97 Treatment For Students Who Are Drug And/Or Alcohol Dependent | 40 |
| 3.98 School Policy On Student Use Of Drugs And Alcohol At School | 41 |
| 3.99 School Policy On Student Violence/Bullying | 41 |
| 3.100 Having A Security (Police) Officer At The School | 41 |
| 3.101 Drug Screening Of Students By The School | 42 |

List of Figures

| | | |
|-----|--|---|
| 2.1 | During the Past Year My Child Has Used Tobacco | 3 |
| 2.2 | During the Past Year My Child Has Used Alcohol | 4 |
| 2.3 | During the Past Year My Child Has Used Illicit Drugs | 5 |

Chapter 1

Introduction

The following graphs and tables are compiled from data collected from parents in your school(s) using the ***Pride Questionnaire for Parents***. These data reflect information, impressions and knowledge parents have regarding drug and alcohol use and violence amongst your students. It is important that this report be utilized as part of your drug abuse and violence awareness and prevention programs. We strongly suggest that you:

COPY THE FOLLOWING PAGES, (which highlight and graphically summarize drug use and violent behavior by students in your school)

DISTRIBUTE THEM TO YOUR FACULTY

AND SHARE THIS INFORMATION WITH PARENTS.

Most of all, we strongly encourage a parent meeting at your school to share this information!

NOTE: Most drug use occurs at nights and weekends when school is not in session.

FOR GREATEST SUCCESS IN DECREASING DRUG USE, FACULTY, STUDENTS AND PARENTS MUST WORK TOGETHER TOWARD A DRUG-FREE LIFESTYLE.

If you have questions about this report, or if you wish to have information on other ***Pride Surveys*** services and products, please call the ***Pride Surveys*** Office or write to the following address:

Pride Surveys

Janie Pitcock
160 Vanderbilt Court
Bowling Green, KY 42103
1-800-279-6361
1-270-746-9596
www.pridesurveys.com

The following information is for ***Pride Surveys*** internal use only.

- Data Files: up096090
- Filter:

Chapter 2

Standard Graphics

Figure 2.1: During the Past Year My Child Has Used Tobacco

During the Past Year My Child Has Used Tobacco

Figure 2.2: During the Past Year My Child Has Used Alcohol

During the Past Year My Child Has Used Alcohol

Figure 2.3: During the Past Year My Child Has Used Illicit Drugs

During the Past Year My Child Has Used Illicit Drugs

Chapter 3

Percentage Tables

This chapter contains your parent survey results in tabular form. Each table corresponds to an item on the questionnaire. The *N of Valid* column contains the number of parents responding to the item and the *N of Missing* column contains the number of parents not responding to the item. The remaining columns contain the percentages of parents responding to the particular response categories.

The percentage tables of the report appear in the same order as corresponding questions on the questionnaire. The Table of Contents contains the percentage tables by section and gives the page number where each section is located. The List of Tables contains the location of each individual table.

3.1 Parent Demographics

Table 3.1: Relation To Child


| RESPONSE | 6th | Total | |
|--------------------|-------|-------|--|
| Mother/ Stepmother | 100.0 | 100.0 |  |
| Father/ Stepfather | 0.0 | 0.0 | |
| Grandmother | 0.0 | 0.0 | |
| Grandfather | 0.0 | 0.0 | |
| Guardian | 0.0 | 0.0 | |
| Other | 0.0 | 0.0 | |
| N of Valid | 11 | 11 | |
| N of Miss | 0 | 0 | |

Table 3.2: Marital Status





| RESPONSE | 6th | Total | |
|------------|------|-------|---|
| Married | 90.9 | 90.9 |  |
| Separated | 0.0 | 0.0 | |
| Divorced | 0.0 | 0.0 | |
| Remarried | 9.1 | 9.1 |  |
| Single | 0.0 | 0.0 | |
| Widowed | 0.0 | 0.0 | |
| N of Valid | 11 | 11 | |
| N of Miss | 0 | 0 | |

Table 3.3: Ethnic Origin

| RESPONSE | 6th | Total | |
|--------------------|------|-------|---|
| White | 90.9 | 90.9 |  |
| African American | 0.0 | 0.0 | |
| Hispanic | 9.1 | 9.1 |  |
| Asian/Pacific Isle | 0.0 | 0.0 | |
| Native American | 0.0 | 0.0 | |
| Mixed Origin | 0.0 | 0.0 | |
| Other | 0.0 | 0.0 | |
| N of Valid | 11 | 11 | |
| N of Miss | 0 | 0 | |

3.2 Student Demographics

Table 3.4: Sex Of Child



| RESPONSE | 6th | Total | |
|------------|------|-------|---|
| Male | 54.5 | 54.5 |  |
| Female | 45.5 | 45.5 |  |
| N of Valid | 11 | 11 | |
| N of Miss | 0 | 0 | |

Table 3.5: Use Of Tobacco - My Child


| RESPONSE | 6th | Total | |
|-----------------------|-------|-------|--|
| Never Used | 100.0 | 100.0 |  |
| Has Tried or Is Using | 0.0 | 0.0 | |
| N of Valid | 11 | 11 | |
| N of Miss | 0 | 0 | |

Table 3.6: Use Of Alcohol - My Child



| RESPONSE | 6th | Total | |
|-----------------------|-------|-------|--|
| Never Used | 100.0 | 100.0 |  |
| Has Tried or Is Using | 0.0 | 0.0 | |
| N of Valid | 11 | 11 | |
| N of Miss | 0 | 0 | |

Table 3.7: Use Of Drugs - My Child

| RESPONSE | 6th | Total | |
|-----------------------|-------|-------|--|
| Never Used | 100.0 | 100.0 |  |
| Has Tried or Is Using | 0.0 | 0.0 | |
| N of Valid | 11 | 11 | |
| N of Miss | 0 | 0 | |

3.3 Student Information

Table 3.8: My Child Makes Good Grades In School




| RESPONSE | 6th | Total | |
|------------|------|-------|---|
| Never | 0.0 | 0.0 | |
| Seldom | 0.0 | 0.0 | |
| Sometimes | 18.2 | 18.2 |  |
| Often | 18.2 | 18.2 |  |
| A Lot | 63.6 | 63.6 |  |
| N of Valid | 11 | 11 | |
| N of Miss | 0 | 0 | |

Table 3.9: My Child Gets Into Trouble At School



| RESPONSE | 6th | Total | |
|------------|------|-------|---|
| Never | 45.5 | 45.5 |  |
| Seldom | 54.5 | 54.5 |  |
| Sometimes | 0.0 | 0.0 | |
| Often | 0.0 | 0.0 | |
| A Lot | 0.0 | 0.0 | |
| N of Valid | 11 | 11 | |
| N of Miss | 0 | 0 | |

Table 3.10: My Child Attends Church, Synagogue, Etc.





| RESPONSE | 6th | Total | |
|------------|------|-------|---|
| Never | 0.0 | 0.0 | |
| Seldom | 9.1 | 9.1 |  |
| Sometimes | 18.2 | 18.2 |  |
| Often | 27.3 | 27.3 |  |
| A Lot | 45.5 | 45.5 |  |
| N of Valid | 11 | 11 | |
| N of Miss | 0 | 0 | |

Table 3.11: I Set Clear Rules For My Child



| RESPONSE | 6th | Total | |
|------------|------|-------|---|
| Never | 0.0 | 0.0 | |
| Seldom | 0.0 | 0.0 | |
| Sometimes | 0.0 | 0.0 | |
| Often | 27.3 | 27.3 |  |
| A Lot | 72.7 | 72.7 |  |
| N of Valid | 11 | 11 | |
| N of Miss | 0 | 0 | |

Table 3.12: I Punish My Child When He/She Breaks The Rules




| RESPONSE | 6th | Total | |
|------------|------|-------|---|
| Never | 0.0 | 0.0 | |
| Seldom | 0.0 | 0.0 | |
| Sometimes | 9.1 | 9.1 |  |
| Often | 63.6 | 63.6 |  |
| A Lot | 27.3 | 27.3 |  |
| N of Valid | 11 | 11 | |
| N of Miss | 0 | 0 | |

Table 3.13: I Talk To My Child About The Harmful Effects Of Using Tobacco, Alcohol And Drugs




| RESPONSE | 6th | Total | |
|------------|------|-------|---|
| Never | 0.0 | 0.0 | |
| Seldom | 0.0 | 0.0 | |
| Sometimes | 9.1 | 9.1 |  |
| Often | 54.5 | 54.5 |  |
| A Lot | 36.4 | 36.4 |  |
| N of Valid | 11 | 11 | |
| N of Miss | 0 | 0 | |

Table 3.14: Teachers Talk To Students About The Harmful Effects Of Using Tobacco, Alcohol And Drugs




| RESPONSE | 6th | Total | |
|------------|------|-------|---|
| Never | 0.0 | 0.0 | |
| Seldom | 9.1 | 9.1 |  |
| Sometimes | 36.4 | 36.4 |  |
| Often | 54.5 | 54.5 |  |
| A Lot | 0.0 | 0.0 | |
| N of Valid | 11 | 11 | |
| N of Miss | 0 | 0 | |

Table 3.15: Our School Works With Parents Regarding Drug Abuse Prevention





| RESPONSE | 6th | Total | |
|------------|------|-------|---|
| Never | 0.0 | 0.0 | |
| Seldom | 9.1 | 9.1 |  |
| Sometimes | 45.5 | 45.5 |  |
| Often | 36.4 | 36.4 |  |
| A Lot | 9.1 | 9.1 |  |
| N of Valid | 11 | 11 | |
| N of Miss | 0 | 0 | |

Table 3.16: Law Enforcement Is Doing A Good Job In Keeping Alcohol Away From Students






| RESPONSE | 6th | Total | |
|------------|------|-------|---|
| Never | 9.1 | 9.1 |  |
| Seldom | 9.1 | 9.1 |  |
| Sometimes | 36.4 | 36.4 |  |
| Often | 36.4 | 36.4 |  |
| A Lot | 9.1 | 9.1 |  |
| N of Valid | 11 | 11 | |
| N of Miss | 0 | 0 | |

Table 3.17: Law Enforcement Is Doing A Good Job In Keeping Drugs Away From Students





| RESPONSE | 6th | Total | |
|------------|------|-------|---|
| Never | 9.1 | 9.1 |  |
| Seldom | 0.0 | 0.0 | |
| Sometimes | 27.3 | 27.3 |  |
| Often | 54.5 | 54.5 |  |
| A Lot | 9.1 | 9.1 |  |
| N of Valid | 11 | 11 | |
| N of Miss | 0 | 0 | |

Table 3.18: I Am Afraid My Child Will Be Hurt At School




| RESPONSE | 6th | Total | |
|------------|------|-------|---|
| Never | 27.3 | 27.3 |  |
| Seldom | 63.6 | 63.6 |  |
| Sometimes | 9.1 | 9.1 |  |
| Often | 0.0 | 0.0 | |
| A Lot | 0.0 | 0.0 | |
| N of Valid | 11 | 11 | |
| N of Miss | 0 | 0 | |

Table 3.19: My Child Takes Part In Gang Activities


| RESPONSE | 6th | Total | |
|------------|-------|-------|---|
| Never | 100.0 | 100.0 |  |
| Seldom | 0.0 | 0.0 | |
| Sometimes | 0.0 | 0.0 | |
| Often | 0.0 | 0.0 | |
| A Lot | 0.0 | 0.0 | |
| N of Valid | 11 | 11 | |
| N of Miss | 0 | 0 | |

Table 3.20: My Child Has Been Threatened With A Gun, Knife Or Club At School


| RESPONSE | 6th | Total | |
|------------|-------|-------|---|
| Never | 100.0 | 100.0 |  |
| Seldom | 0.0 | 0.0 | |
| Sometimes | 0.0 | 0.0 | |
| Often | 0.0 | 0.0 | |
| A Lot | 0.0 | 0.0 | |
| N of Valid | 11 | 11 | |
| N of Miss | 0 | 0 | |

Table 3.21: A Student Has Threatened To Hit, Slap Or Kick My Child



| RESPONSE | 6th | Total | |
|------------|------|-------|---|
| Never | 63.6 | 63.6 |  |
| Seldom | 36.4 | 36.4 |  |
| Sometimes | 0.0 | 0.0 | |
| Often | 0.0 | 0.0 | |
| A Lot | 0.0 | 0.0 | |
| N of Valid | 11 | 11 | |
| N of Miss | 0 | 0 | |

Table 3.22: Our School Sets Clear Rules On Using Drugs At School




| RESPONSE | 6th | Total | |
|------------|------|-------|---|
| Never | 0.0 | 0.0 | |
| Seldom | 0.0 | 0.0 | |
| Sometimes | 9.1 | 9.1 |  |
| Often | 18.2 | 18.2 |  |
| A Lot | 72.7 | 72.7 |  |
| N of Valid | 11 | 11 | |
| N of Miss | 0 | 0 | |

Table 3.23: Our School Sets Clear Rules On Bullying Or Threatening Behavior




| RESPONSE | 6th | Total | |
|------------|------|-------|---|
| Never | 0.0 | 0.0 | |
| Seldom | 0.0 | 0.0 | |
| Sometimes | 18.2 | 18.2 |  |
| Often | 54.5 | 54.5 |  |
| A Lot | 27.3 | 27.3 |  |
| N of Valid | 11 | 11 | |
| N of Miss | 0 | 0 | |

Table 3.24: I See Ads On TV That Encourage Me To Talk To My Child About Drug Use





| RESPONSE | 6th | Total | |
|------------|------|-------|---|
| Never | 0.0 | 0.0 | |
| Seldom | 9.1 | 9.1 |  |
| Sometimes | 36.4 | 36.4 |  |
| Often | 36.4 | 36.4 |  |
| A Lot | 18.2 | 18.2 |  |
| N of Valid | 11 | 11 | |
| N of Miss | 0 | 0 | |

Table 3.25: My Child Participates In Community Activities Such as Scouts, Rec. Teams, Youth Clubs, Etc.





| RESPONSE | 6th | Total | |
|------------|------|-------|---|
| Never | 0.0 | 0.0 | |
| Seldom | 9.1 | 9.1 |  |
| Sometimes | 9.1 | 9.1 |  |
| Often | 36.4 | 36.4 |  |
| A Lot | 45.5 | 45.5 |  |
| N of Valid | 11 | 11 | |
| N of Miss | 0 | 0 | |

Table 3.26: My Child Participates In School Activities Such as Band, Clubs, Etc.





| RESPONSE | 6th | Total | |
|------------|------|-------|---|
| Never | 0.0 | 0.0 | |
| Seldom | 9.1 | 9.1 |  |
| Sometimes | 36.4 | 36.4 |  |
| Often | 27.3 | 27.3 |  |
| A Lot | 27.3 | 27.3 |  |
| N of Valid | 11 | 11 | |
| N of Miss | 0 | 0 | |

Table 3.27: The School Has Security (Police) Officer



| RESPONSE | 6th | Total | |
|------------|------|-------|---|
| Yes | 18.2 | 18.2 |  |
| No | 81.8 | 81.8 |  |
| N of Valid | 11 | 11 | |
| N of Miss | 0 | 0 | |

Table 3.28: A Security (Police) Officer Can Prevent Violence At School



| RESPONSE | 6th | Total | |
|------------|------|-------|---|
| Yes | 60.0 | 60.0 |  |
| No | 40.0 | 40.0 |  |
| N of Valid | 10 | 10 | |
| N of Miss | 1 | 1 | |

Table 3.29: Every School Needs A Security (Police) Officer




| RESPONSE | 6th | Total | |
|------------|------|-------|---|
| Yes | 54.5 | 54.5 |  |
| No | 45.5 | 45.5 |  |
| N of Valid | 11 | 11 | |
| N of Miss | 0 | 0 | |

Table 3.30: My Child Has Skipped School Without My Permission

| RESPONSE | 6th | Total | |
|------------|-------|-------|---|
| Yes | 0.0 | 0.0 | |
| No | 100.0 | 100.0 |  |
| N of Valid | 11 | 11 | |
| N of Miss | 0 | 0 | |

3.4 Community Information

Table 3.31: Drug And Alcohol Use Is A Big Problem Facing Youth In My Community





| RESPONSE | 6th | Total | |
|------------|------|-------|---|
| Never | 0.0 | 0.0 | |
| Seldom | 18.2 | 18.2 |  |
| Sometimes | 18.2 | 18.2 |  |
| Often | 18.2 | 18.2 |  |
| A Lot | 45.5 | 45.5 |  |
| N of Valid | 11 | 11 | |
| N of Miss | 0 | 0 | |

Table 3.32: Youth Violence Is A Big Problem In My Community





| RESPONSE | 6th | Total | |
|------------|------|-------|--|
| Never | 18.2 | 18.2 |  |
| Seldom | 27.3 | 27.3 |  |
| Sometimes | 27.3 | 27.3 |  |
| Often | 0.0 | 0.0 | |
| A Lot | 27.3 | 27.3 |  |
| N of Valid | 11 | 11 | |
| N of Miss | 0 | 0 | |

Table 3.33: My Child Has Friends Who Drink Alcohol



| RESPONSE | 6th | Total | |
|------------|------|-------|---|
| Never | 90.9 | 90.9 |  |
| Seldom | 9.1 | 9.1 |  |
| Sometimes | 0.0 | 0.0 | |
| Often | 0.0 | 0.0 | |
| A Lot | 0.0 | 0.0 | |
| N of Valid | 11 | 11 | |
| N of Miss | 0 | 0 | |

Table 3.34: It Would Be Okay With Me For My Child To Use Alcohol If He/She Would Not Use Other Drugs


| RESPONSE | 6th | Total | |
|------------|-------|-------|---|
| Never | 100.0 | 100.0 |  |
| Seldom | 0.0 | 0.0 | |
| Sometimes | 0.0 | 0.0 | |
| Often | 0.0 | 0.0 | |
| A Lot | 0.0 | 0.0 | |
| N of Valid | 11 | 11 | |
| N of Miss | 0 | 0 | |

Table 3.35: Beer Ads Encourage Underage Drinking






| RESPONSE | 6th | Total | |
|------------|------|-------|---|
| Never | 9.1 | 9.1 |  |
| Seldom | 27.3 | 27.3 |  |
| Sometimes | 27.3 | 27.3 |  |
| Often | 18.2 | 18.2 |  |
| A Lot | 18.2 | 18.2 |  |
| N of Valid | 11 | 11 | |
| N of Miss | 0 | 0 | |

Table 3.36: My Child Has Friends Who Use Tobacco



| RESPONSE | 6th | Total | |
|------------|------|-------|---|
| Never | 90.0 | 90.0 |  |
| Seldom | 10.0 | 10.0 |  |
| Sometimes | 0.0 | 0.0 | |
| Often | 0.0 | 0.0 | |
| A Lot | 0.0 | 0.0 | |
| N of Valid | 10 | 10 | |
| N of Miss | 1 | 1 | |

Table 3.37: My Child Has Friends Who Use Drugs


| RESPONSE | 6th | Total | |
|------------|-------|-------|---|
| Never | 100.0 | 100.0 |  |
| Seldom | 0.0 | 0.0 | |
| Sometimes | 0.0 | 0.0 | |
| Often | 0.0 | 0.0 | |
| A Lot | 0.0 | 0.0 | |
| N of Valid | 10 | 10 | |
| N of Miss | 1 | 1 | |

Table 3.38: It Would Be Okay With Me For My Child To Smoke A Little Pot If He/She Would Leave Other Drugs Alone


| RESPONSE | 6th | Total | |
|------------|-------|-------|---|
| Never | 100.0 | 100.0 |  |
| Seldom | 0.0 | 0.0 | |
| Sometimes | 0.0 | 0.0 | |
| Often | 0.0 | 0.0 | |
| A Lot | 0.0 | 0.0 | |
| N of Valid | 11 | 11 | |
| N of Miss | 0 | 0 | |

Table 3.39: My Child Has Had 5 Or More Glasses Of Beer, Coolers Or Liquor Within A Few Hours






| RESPONSE | 6th | Total | |
|------------|-------|-------|---|
| Never | 100.0 | 100.0 |  |
| Seldom | 0.0 | 0.0 | |
| Sometimes | 0.0 | 0.0 | |
| Often | 0.0 | 0.0 | |
| A Lot | 0.0 | 0.0 | |
| N of Valid | 11 | 11 | |
| N of Miss | 0 | 0 | |

Table 3.40: The Alcohol Industry Does A Good Job Of Discouraging Underage Drinking.

| RESPONSE | 6th | Total | |
|------------|------|-------|---|
| Never | 18.2 | 18.2 |  |
| Seldom | 36.4 | 36.4 |  |
| Sometimes | 36.4 | 36.4 |  |
| Often | 0.0 | 0.0 | |
| A Lot | 9.1 | 9.1 |  |
| N of Valid | 11 | 11 | |
| N of Miss | 0 | 0 | |

3.5 Impressions About Drug Use

Table 3.41: Harmfulness Of Use – Cigarettes

| RESPONSE | 6th | Total | |
|--------------|------|-------|--|
| No Harm | 0.0 | 0.0 | |
| Some Harm | 0.0 | 0.0 | |
| Harmful | 9.1 | 9.1 | |
| Very Harmful | 90.9 | 90.9 | |
| N of Valid | 11 | 11 | |
| N of Miss | 0 | 0 | |

Table 3.42: Harmfulness Of Use – Smokeless Tobacco (Chew, Etc.)

| RESPONSE | 6th | Total | |
|--------------|------|-------|--|
| No Harm | 0.0 | 0.0 | |
| Some Harm | 0.0 | 0.0 | |
| Harmful | 9.1 | 9.1 | |
| Very Harmful | 90.9 | 90.9 | |
| N of Valid | 11 | 11 | |
| N of Miss | 0 | 0 | |

Table 3.43: Harmfulness Of Use – Cigars

| RESPONSE | 6th | Total | |
|--------------|------|-------|--|
| No Harm | 0.0 | 0.0 | |
| Some Harm | 9.1 | 9.1 | |
| Harmful | 0.0 | 0.0 | |
| Very Harmful | 90.9 | 90.9 | |
| N of Valid | 11 | 11 | |
| N of Miss | 0 | 0 | |

Table 3.44: Harmfulness Of Use – Beer

| RESPONSE | 6th | Total | |
|--------------|------|-------|--|
| No Harm | 0.0 | 0.0 | |
| Some Harm | 9.1 | 9.1 | |
| Harmful | 9.1 | 9.1 | |
| Very Harmful | 81.8 | 81.8 | |
| N of Valid | 11 | 11 | |
| N of Miss | 0 | 0 | |

Table 3.45: Harmfulness Of Use – Coolers, Breezers, Hard Lemonades, Etc.

| RESPONSE | 6th | Total | |
|--------------|------|-------|--|
| No Harm | 0.0 | 0.0 | |
| Some Harm | 9.1 | 9.1 | |
| Harmful | 9.1 | 9.1 | |
| Very Harmful | 81.8 | 81.8 | |
| N of Valid | 11 | 11 | |
| N of Miss | 0 | 0 | |

Table 3.46: Harmfulness Of Use – Liquor

| RESPONSE | 6th | Total | |
|--------------|------|-------|--|
| No Harm | 0.0 | 0.0 | |
| Some Harm | 0.0 | 0.0 | |
| Harmful | 9.1 | 9.1 | |
| Very Harmful | 90.9 | 90.9 | |
| N of Valid | 11 | 11 | |
| N of Miss | 0 | 0 | |

Table 3.47: Harmfulness Of Use – Marijuana

| RESPONSE | 6th | Total | |
|--------------|------|-------|--|
| No Harm | 0.0 | 0.0 | |
| Some Harm | 0.0 | 0.0 | |
| Harmful | 9.1 | 9.1 | |
| Very Harmful | 90.9 | 90.9 | |
| N of Valid | 11 | 11 | |
| N of Miss | 0 | 0 | |

Table 3.48: Harmfulness Of Use – Cocaine (Crack, Etc)

| RESPONSE | 6th | Total | |
|--------------|-------|-------|--|
| No Harm | 0.0 | 0.0 | |
| Some Harm | 0.0 | 0.0 | |
| Harmful | 0.0 | 0.0 | |
| Very Harmful | 100.0 | 100.0 | |
| N of Valid | 11 | 11 | |
| N of Miss | 0 | 0 | |

Table 3.49: Harmfulness Of Use – Crystal Meth (Ice, Crank, Etc.)

| RESPONSE | 6th | Total | |
|--------------|-------|-------|--|
| No Harm | 0.0 | 0.0 | |
| Some Harm | 0.0 | 0.0 | |
| Harmful | 0.0 | 0.0 | |
| Very Harmful | 100.0 | 100.0 | |
| N of Valid | 11 | 11 | |
| N of Miss | 0 | 0 | |

3.6 During The Past Year Your Child Has Used

Table 3.50: Percent Of Use – Cigarettes

| RESPONSE | 6th | Total |
|-------------------|-------|-------|
| Did Not Use | 100.0 | 100.0 |
| 1-6 Times a Year | 0.0 | 0.0 |
| 1-2 Times a Month | 0.0 | 0.0 |
| 1-7 Times a Week | 0.0 | 0.0 |
| N of Valid | 11 | 11 |
| N of Miss | 0 | 0 |

Table 3.51: Percent Of Use – Smokeless Tobacco (Chew, Etc.)

| RESPONSE | 6th | Total |
|-------------------|-------|-------|
| Did Not Use | 100.0 | 100.0 |
| 1-6 Times a Year | 0.0 | 0.0 |
| 1-2 Times a Month | 0.0 | 0.0 |
| 1-7 Times a Week | 0.0 | 0.0 |
| N of Valid | 11 | 11 |
| N of Miss | 0 | 0 |

Table 3.52: Percent Of Use – Cigars

| RESPONSE | 6th | Total |
|-------------------|-------|-------|
| Did Not Use | 100.0 | 100.0 |
| 1-6 Times a Year | 0.0 | 0.0 |
| 1-2 Times a Month | 0.0 | 0.0 |
| 1-7 Times a Week | 0.0 | 0.0 |
| N of Valid | 11 | 11 |
| N of Miss | 0 | 0 |

Table 3.53: Percent Of Use – Beer


| RESPONSE | 6th | Total | |
|-------------------|-------|-------|--|
| Did Not Use | 100.0 | 100.0 |  |
| 1-6 Times a Year | 0.0 | 0.0 | |
| 1-2 Times a Month | 0.0 | 0.0 | |
| 1-7 Times a Week | 0.0 | 0.0 | |
| N of Valid | 11 | 11 | |
| N of Miss | 0 | 0 | |

Table 3.54: Percent Of Use – Coolers, Breezers, Hard Lemonades, Etc.


| RESPONSE | 6th | Total | |
|-------------------|-------|-------|--|
| Did Not Use | 100.0 | 100.0 |  |
| 1-6 Times a Year | 0.0 | 0.0 | |
| 1-2 Times a Month | 0.0 | 0.0 | |
| 1-7 Times a Week | 0.0 | 0.0 | |
| N of Valid | 11 | 11 | |
| N of Miss | 0 | 0 | |

Table 3.55: Percent Of Use – Liquor


| RESPONSE | 6th | Total | |
|-------------------|-------|-------|--|
| Did Not Use | 100.0 | 100.0 |  |
| 1-6 Times a Year | 0.0 | 0.0 | |
| 1-2 Times a Month | 0.0 | 0.0 | |
| 1-7 Times a Week | 0.0 | 0.0 | |
| N of Valid | 11 | 11 | |
| N of Miss | 0 | 0 | |

Table 3.56: Percent Of Use – Marijuana


| RESPONSE | 6th | Total | |
|-------------------|-------|-------|--|
| Did Not Use | 100.0 | 100.0 |  |
| 1-6 Times a Year | 0.0 | 0.0 | |
| 1-2 Times a Month | 0.0 | 0.0 | |
| 1-7 Times a Week | 0.0 | 0.0 | |
| N of Valid | 11 | 11 | |
| N of Miss | 0 | 0 | |

Table 3.57: Percent Of Use – Cocaine (Crack, Etc)



| RESPONSE | 6th | Total | |
|-------------------|-------|-------|--|
| Did Not Use | 100.0 | 100.0 |  |
| 1-6 Times a Year | 0.0 | 0.0 | |
| 1-2 Times a Month | 0.0 | 0.0 | |
| 1-7 Times a Week | 0.0 | 0.0 | |
| N of Valid | 11 | 11 | |
| N of Miss | 0 | 0 | |

Table 3.58: Percent Of Use – Crystal Meth (Ice, Crank, Etc.)

| RESPONSE | 6th | Total | |
|-------------------|-------|-------|--|
| Did Not Use | 100.0 | 100.0 |  |
| 1-6 Times a Year | 0.0 | 0.0 | |
| 1-2 Times a Month | 0.0 | 0.0 | |
| 1-7 Times a Week | 0.0 | 0.0 | |
| N of Valid | 11 | 11 | |
| N of Miss | 0 | 0 | |

3.7 How Easy Is It For Students In Your Child's Grade To Get

Table 3.59: How Easy Is It For Students In Your Child's Grade To Get Cigarettes

| RESPONSE | 6th | Total | |
|------------------|------|-------|--|
| Cannot Get | 27.3 | 27.3 | |
| Very Difficult | 9.1 | 9.1 | |
| Fairly Difficult | 63.6 | 63.6 | |
| Fairly Easy | 0.0 | 0.0 | |
| Very Easy | 0.0 | 0.0 | |
| N of Valid | 11 | 11 | |
| N of Miss | 0 | 0 | |

Table 3.60: How Easy Is It For Students In Your Child's Grade To Get Smokeless Tobacco (Chew, Etc.)

| RESPONSE | 6th | Total | |
|------------------|------|-------|--|
| Cannot Get | 27.3 | 27.3 | |
| Very Difficult | 18.2 | 18.2 | |
| Fairly Difficult | 45.5 | 45.5 | |
| Fairly Easy | 9.1 | 9.1 | |
| Very Easy | 0.0 | 0.0 | |
| N of Valid | 11 | 11 | |
| N of Miss | 0 | 0 | |

Table 3.61: How Easy Is It For Students In Your Child's Grade To Get Cigars

| RESPONSE | 6th | Total | |
|------------------|------|-------|--|
| Cannot Get | 27.3 | 27.3 | |
| Very Difficult | 63.6 | 63.6 | |
| Fairly Difficult | 9.1 | 9.1 | |
| Fairly Easy | 0.0 | 0.0 | |
| Very Easy | 0.0 | 0.0 | |
| N of Valid | 11 | 11 | |
| N of Miss | 0 | 0 | |

Table 3.62: How Easy Is It For Students In Your Child's Grade To Get Beer





| RESPONSE | 6th | Total | |
|------------------|------|-------|---|
| Cannot Get | 18.2 | 18.2 |  |
| Very Difficult | 36.4 | 36.4 |  |
| Fairly Difficult | 36.4 | 36.4 |  |
| Fairly Easy | 9.1 | 9.1 |  |
| Very Easy | 0.0 | 0.0 | |
| N of Valid | 11 | 11 | |
| N of Miss | 0 | 0 | |

Table 3.63: How Easy Is It For Students In Your Child's Grade To Get Coolers, Breezers, Hard Lemonades, Etc.





| RESPONSE | 6th | Total | |
|------------------|------|-------|---|
| Cannot Get | 27.3 | 27.3 |  |
| Very Difficult | 36.4 | 36.4 |  |
| Fairly Difficult | 27.3 | 27.3 |  |
| Fairly Easy | 9.1 | 9.1 |  |
| Very Easy | 0.0 | 0.0 | |
| N of Valid | 11 | 11 | |
| N of Miss | 0 | 0 | |

Table 3.64: How Easy Is It For Students In Your Child's Grade To Get Liquor





| RESPONSE | 6th | Total | |
|------------------|------|-------|---|
| Cannot Get | 27.3 | 27.3 |  |
| Very Difficult | 45.5 | 45.5 |  |
| Fairly Difficult | 18.2 | 18.2 |  |
| Fairly Easy | 9.1 | 9.1 |  |
| Very Easy | 0.0 | 0.0 | |
| N of Valid | 11 | 11 | |
| N of Miss | 0 | 0 | |

Table 3.65: How Easy Is It For Students In Your Child's Grade To Get Marijuana




| RESPONSE | 6th | Total | |
|------------------|------|-------|---|
| Cannot Get | 27.3 | 27.3 |  |
| Very Difficult | 63.6 | 63.6 |  |
| Fairly Difficult | 9.1 | 9.1 |  |
| Fairly Easy | 0.0 | 0.0 | |
| Very Easy | 0.0 | 0.0 | |
| N of Valid | 11 | 11 | |
| N of Miss | 0 | 0 | |

Table 3.66: How Easy Is It For Students In Your Child's Grade To Get Cocaine (Crack, Etc)




| RESPONSE | 6th | Total | |
|------------------|------|-------|---|
| Cannot Get | 45.5 | 45.5 |  |
| Very Difficult | 36.4 | 36.4 |  |
| Fairly Difficult | 18.2 | 18.2 |  |
| Fairly Easy | 0.0 | 0.0 | |
| Very Easy | 0.0 | 0.0 | |
| N of Valid | 11 | 11 | |
| N of Miss | 0 | 0 | |

Table 3.67: How Easy Is It For Students In Your Child's Grade To Get Uppers (Stimulants)




| RESPONSE | 6th | Total | |
|------------------|------|-------|---|
| Cannot Get | 36.4 | 36.4 |  |
| Very Difficult | 45.5 | 45.5 |  |
| Fairly Difficult | 18.2 | 18.2 |  |
| Fairly Easy | 0.0 | 0.0 | |
| Very Easy | 0.0 | 0.0 | |
| N of Valid | 11 | 11 | |
| N of Miss | 0 | 0 | |

Table 3.68: How Easy Is It For Students In Your Child's Grade To Get Downers (Depressants)




| RESPONSE | 6th | Total | |
|------------------|------|-------|---|
| Cannot Get | 36.4 | 36.4 |  |
| Very Difficult | 45.5 | 45.5 |  |
| Fairly Difficult | 18.2 | 18.2 |  |
| Fairly Easy | 0.0 | 0.0 | |
| Very Easy | 0.0 | 0.0 | |
| N of Valid | 11 | 11 | |
| N of Miss | 0 | 0 | |

Table 3.69: How Easy Is It For Students In Your Child's Grade To Get Inhalants (Glue, Etc)





| RESPONSE | 6th | Total | |
|------------------|------|-------|---|
| Cannot Get | 27.3 | 27.3 |  |
| Very Difficult | 18.2 | 18.2 |  |
| Fairly Difficult | 45.5 | 45.5 |  |
| Fairly Easy | 0.0 | 0.0 | |
| Very Easy | 9.1 | 9.1 |  |
| N of Valid | 11 | 11 | |
| N of Miss | 0 | 0 | |

Table 3.70: How Easy Is It For Students In Your Child's Grade To Get Hallucinogens (PCP, LSD, Etc)




| RESPONSE | 6th | Total | |
|------------------|------|-------|---|
| Cannot Get | 45.5 | 45.5 |  |
| Very Difficult | 36.4 | 36.4 |  |
| Fairly Difficult | 18.2 | 18.2 |  |
| Fairly Easy | 0.0 | 0.0 | |
| Very Easy | 0.0 | 0.0 | |
| N of Valid | 11 | 11 | |
| N of Miss | 0 | 0 | |

Table 3.71: How Easy Is It For Students In Your Child's Grade To Get Heroin (Opiates)




| RESPONSE | 6th | Total | |
|------------------|------|-------|---|
| Cannot Get | 54.5 | 54.5 |  |
| Very Difficult | 36.4 | 36.4 |  |
| Fairly Difficult | 9.1 | 9.1 |  |
| Fairly Easy | 0.0 | 0.0 | |
| Very Easy | 0.0 | 0.0 | |
| N of Valid | 11 | 11 | |
| N of Miss | 0 | 0 | |

Table 3.72: How Easy Is It For Students In Your Child's Grade To Get Anabolic Steroids




| RESPONSE | 6th | Total | |
|------------------|------|-------|---|
| Cannot Get | 54.5 | 54.5 |  |
| Very Difficult | 36.4 | 36.4 |  |
| Fairly Difficult | 9.1 | 9.1 |  |
| Fairly Easy | 0.0 | 0.0 | |
| Very Easy | 0.0 | 0.0 | |
| N of Valid | 11 | 11 | |
| N of Miss | 0 | 0 | |

Table 3.73: How Easy Is It For Students In Your Child's Grade To Get Ecstasy (MDMA)




| RESPONSE | 6th | Total | |
|------------------|------|-------|---|
| Cannot Get | 45.5 | 45.5 |  |
| Very Difficult | 36.4 | 36.4 |  |
| Fairly Difficult | 18.2 | 18.2 |  |
| Fairly Easy | 0.0 | 0.0 | |
| Very Easy | 0.0 | 0.0 | |
| N of Valid | 11 | 11 | |
| N of Miss | 0 | 0 | |

Table 3.74: How Easy Is It For Students In Your Child's Grade To Get OxyContin




| RESPONSE | 6th | Total | |
|------------------|------|-------|---|
| Cannot Get | 45.5 | 45.5 |  |
| Very Difficult | 36.4 | 36.4 |  |
| Fairly Difficult | 18.2 | 18.2 |  |
| Fairly Easy | 0.0 | 0.0 | |
| Very Easy | 0.0 | 0.0 | |
| N of Valid | 11 | 11 | |
| N of Miss | 0 | 0 | |

Table 3.75: How Easy Is It For Students In Your Child's Grade To Get Crystal Meth (Ice, Crank, Etc.)







| RESPONSE | 6th | Total | |
|------------------|------|-------|---|
| Cannot Get | 54.5 | 54.5 |  |
| Very Difficult | 36.4 | 36.4 |  |
| Fairly Difficult | 9.1 | 9.1 |  |
| Fairly Easy | 0.0 | 0.0 | |
| Very Easy | 0.0 | 0.0 | |
| N of Valid | 11 | 11 | |
| N of Miss | 0 | 0 | |

Table 3.76: How Easy Is It For Students In Your Child's Grade To Get A Gun

| RESPONSE | 6th | Total | |
|------------------|------|-------|---|
| Cannot Get | 18.2 | 18.2 |  |
| Very Difficult | 27.3 | 27.3 |  |
| Fairly Difficult | 54.5 | 54.5 |  |
| Fairly Easy | 0.0 | 0.0 | |
| Very Easy | 0.0 | 0.0 | |
| N of Valid | 11 | 11 | |
| N of Miss | 0 | 0 | |

3.8 Safety at School

Table 3.77: While At School My Child Feels Safe In The Classroom




| RESPONSE | 6th | Total | |
|------------|------|-------|---|
| Never | 0.0 | 0.0 | |
| Seldom | 0.0 | 0.0 | |
| Sometimes | 9.1 | 9.1 |  |
| Often | 9.1 | 9.1 |  |
| A Lot | 81.8 | 81.8 |  |
| N of Valid | 11 | 11 | |
| N of Miss | 0 | 0 | |

Table 3.78: While At School My Child Feels Safe In The Cafeteria




| RESPONSE | 6th | Total | |
|------------|------|-------|--|
| Never | 0.0 | 0.0 | |
| Seldom | 0.0 | 0.0 | |
| Sometimes | 9.1 | 9.1 |  |
| Often | 9.1 | 9.1 |  |
| A Lot | 81.8 | 81.8 |  |
| N of Valid | 11 | 11 | |
| N of Miss | 0 | 0 | |

Table 3.79: While At School My Child Feels Safe In The Halls



| RESPONSE | 6th | Total | |
|------------|------|-------|---|
| Never | 0.0 | 0.0 | |
| Seldom | 0.0 | 0.0 | |
| Sometimes | 0.0 | 0.0 | |
| Often | 18.2 | 18.2 |  |
| A Lot | 81.8 | 81.8 |  |
| N of Valid | 11 | 11 | |
| N of Miss | 0 | 0 | |

Table 3.80: While At School My Child Feels Safe In the Bathroom



| RESPONSE | 6th | Total | |
|------------|------|-------|---|
| Never | 0.0 | 0.0 | |
| Seldom | 0.0 | 0.0 | |
| Sometimes | 0.0 | 0.0 | |
| Often | 27.3 | 27.3 |  |
| A Lot | 72.7 | 72.7 |  |
| N of Valid | 11 | 11 | |
| N of Miss | 0 | 0 | |

Table 3.81: While At School My Child Feels Safe In The Gym




| RESPONSE | 6th | Total | |
|------------|------|-------|---|
| Never | 0.0 | 0.0 | |
| Seldom | 0.0 | 0.0 | |
| Sometimes | 9.1 | 9.1 |  |
| Often | 18.2 | 18.2 |  |
| A Lot | 72.7 | 72.7 |  |
| N of Valid | 11 | 11 | |
| N of Miss | 0 | 0 | |

Table 3.82: While At School My Child Feels Safe On The School Bus




| RESPONSE | 6th | Total | |
|------------|------|-------|---|
| Never | 0.0 | 0.0 | |
| Seldom | 0.0 | 0.0 | |
| Sometimes | 10.0 | 10.0 |  |
| Often | 20.0 | 20.0 |  |
| A Lot | 70.0 | 70.0 |  |
| N of Valid | 10 | 10 | |
| N of Miss | 1 | 1 | |

Table 3.83: While At School My Child Feels Safe At School Events




| RESPONSE | 6th | Total | |
|------------|------|-------|---|
| Never | 0.0 | 0.0 | |
| Seldom | 0.0 | 0.0 | |
| Sometimes | 9.1 | 9.1 |  |
| Often | 18.2 | 18.2 |  |
| A Lot | 72.7 | 72.7 |  |
| N of Valid | 11 | 11 | |
| N of Miss | 0 | 0 | |

Table 3.84: While At School My Child Feels Safe On The Playground







| RESPONSE | 6th | Total | |
|------------|------|-------|---|
| Never | 0.0 | 0.0 | |
| Seldom | 0.0 | 0.0 | |
| Sometimes | 9.1 | 9.1 |  |
| Often | 18.2 | 18.2 |  |
| A Lot | 72.7 | 72.7 |  |
| N of Valid | 11 | 11 | |
| N of Miss | 0 | 0 | |

Table 3.85: While At School My Child Feels Safe In The Parking Lot

| RESPONSE | 6th | Total | |
|------------|------|-------|---|
| Never | 0.0 | 0.0 | |
| Seldom | 0.0 | 0.0 | |
| Sometimes | 18.2 | 18.2 |  |
| Often | 9.1 | 9.1 |  |
| A Lot | 72.7 | 72.7 |  |
| N of Valid | 11 | 11 | |
| N of Miss | 0 | 0 | |

3.9 Effectiveness of Solutions

Table 3.86: School-based Education About The Harmful Effects Of Drug And Alcohol Use



| RESPONSE | 6th | Total | |
|-------------------|------|-------|---|
| Strongly Agree | 63.6 | 63.6 |  |
| Agree | 36.4 | 36.4 |  |
| Undecided | 0.0 | 0.0 | |
| Disagree | 0.0 | 0.0 | |
| Strongly Disagree | 0.0 | 0.0 | |
| N of Valid | 11 | 11 | |
| N of Miss | 0 | 0 | |

Table 3.87: TV Ads On Preventing Drug Use By Youth




| RESPONSE | 6th | Total | |
|-------------------|------|-------|---|
| Strongly Agree | 36.4 | 36.4 |  |
| Agree | 54.5 | 54.5 |  |
| Undecided | 9.1 | 9.1 |  |
| Disagree | 0.0 | 0.0 | |
| Strongly Disagree | 0.0 | 0.0 | |
| N of Valid | 11 | 11 | |
| N of Miss | 0 | 0 | |

Table 3.88: TV Ads On Preventing Alcohol Use By Youth




| RESPONSE | 6th | Total | |
|-------------------|------|-------|---|
| Strongly Agree | 36.4 | 36.4 |  |
| Agree | 54.5 | 54.5 |  |
| Undecided | 9.1 | 9.1 |  |
| Disagree | 0.0 | 0.0 | |
| Strongly Disagree | 0.0 | 0.0 | |
| N of Valid | 11 | 11 | |
| N of Miss | 0 | 0 | |

Table 3.89: Religious Institutions Providing Drug Education To Young People



| RESPONSE | 6th | Total | |
|-------------------|------|-------|---|
| Strongly Agree | 54.5 | 54.5 |  |
| Agree | 45.5 | 45.5 |  |
| Undecided | 0.0 | 0.0 | |
| Disagree | 0.0 | 0.0 | |
| Strongly Disagree | 0.0 | 0.0 | |
| N of Valid | 11 | 11 | |
| N of Miss | 0 | 0 | |

Table 3.90: Parents Providing Drug Education To Their Children



| RESPONSE | 6th | Total | |
|-------------------|------|-------|---|
| Strongly Agree | 90.9 | 90.9 |  |
| Agree | 9.1 | 9.1 |  |
| Undecided | 0.0 | 0.0 | |
| Disagree | 0.0 | 0.0 | |
| Strongly Disagree | 0.0 | 0.0 | |
| N of Valid | 11 | 11 | |
| N of Miss | 0 | 0 | |

Table 3.91: Parents Taking Responsibility For Their Children's Use Of Drugs And Alcohol




| RESPONSE | 6th | Total | |
|-------------------|------|-------|---|
| Strongly Agree | 72.7 | 72.7 |  |
| Agree | 18.2 | 18.2 |  |
| Undecided | 9.1 | 9.1 |  |
| Disagree | 0.0 | 0.0 | |
| Strongly Disagree | 0.0 | 0.0 | |
| N of Valid | 11 | 11 | |
| N of Miss | 0 | 0 | |

Table 3.92: News Media Keeping Parents/Public Informed About Student Drug Use And Violence




| RESPONSE | 6th | Total | |
|-------------------|------|-------|---|
| Strongly Agree | 54.5 | 54.5 |  |
| Agree | 36.4 | 36.4 |  |
| Undecided | 9.1 | 9.1 |  |
| Disagree | 0.0 | 0.0 | |
| Strongly Disagree | 0.0 | 0.0 | |
| N of Valid | 11 | 11 | |
| N of Miss | 0 | 0 | |

Table 3.93: Schools Keeping Parents/Public Informed About Student Drug Use And Violence



| RESPONSE | 6th | Total | |
|-------------------|------|-------|---|
| Strongly Agree | 63.6 | 63.6 |  |
| Agree | 36.4 | 36.4 |  |
| Undecided | 0.0 | 0.0 | |
| Disagree | 0.0 | 0.0 | |
| Strongly Disagree | 0.0 | 0.0 | |
| N of Valid | 11 | 11 | |
| N of Miss | 0 | 0 | |

Table 3.94: Community Anti-drug Coalition For Keeping Students Drug Free



| RESPONSE | 6th | Total | |
|-------------------|------|-------|---|
| Strongly Agree | 45.5 | 45.5 |  |
| Agree | 54.5 | 54.5 |  |
| Undecided | 0.0 | 0.0 | |
| Disagree | 0.0 | 0.0 | |
| Strongly Disagree | 0.0 | 0.0 | |
| N of Valid | 11 | 11 | |
| N of Miss | 0 | 0 | |

Table 3.95: After School Activities For Students At School

| RESPONSE | 6th | Total | |
|-------------------|------|-------|--|
| Strongly Agree | 45.5 | 45.5 | |
| Agree | 54.5 | 54.5 | |
| Undecided | 0.0 | 0.0 | |
| Disagree | 0.0 | 0.0 | |
| Strongly Disagree | 0.0 | 0.0 | |
| N of Valid | 11 | 11 | |
| N of Miss | 0 | 0 | |

Table 3.96: After School Activities For Students In The Community (Not At School)

| RESPONSE | 6th | Total | |
|-------------------|------|-------|--|
| Strongly Agree | 45.5 | 45.5 | |
| Agree | 45.5 | 45.5 | |
| Undecided | 9.1 | 9.1 | |
| Disagree | 0.0 | 0.0 | |
| Strongly Disagree | 0.0 | 0.0 | |
| N of Valid | 11 | 11 | |
| N of Miss | 0 | 0 | |

Table 3.97: Treatment For Students Who Are Drug And/Or Alcohol Dependent

| RESPONSE | 6th | Total | |
|-------------------|------|-------|--|
| Strongly Agree | 45.5 | 45.5 | |
| Agree | 45.5 | 45.5 | |
| Undecided | 9.1 | 9.1 | |
| Disagree | 0.0 | 0.0 | |
| Strongly Disagree | 0.0 | 0.0 | |
| N of Valid | 11 | 11 | |
| N of Miss | 0 | 0 | |

Table 3.98: School Policy On Student Use Of Drugs And Alcohol At School




| RESPONSE | 6th | Total | |
|-------------------|------|-------|---|
| Strongly Agree | 63.6 | 63.6 |  |
| Agree | 27.3 | 27.3 |  |
| Undecided | 9.1 | 9.1 |  |
| Disagree | 0.0 | 0.0 | |
| Strongly Disagree | 0.0 | 0.0 | |
| N of Valid | 11 | 11 | |
| N of Miss | 0 | 0 | |

Table 3.99: School Policy On Student Violence/Bullying




| RESPONSE | 6th | Total | |
|-------------------|------|-------|---|
| Strongly Agree | 63.6 | 63.6 |  |
| Agree | 27.3 | 27.3 |  |
| Undecided | 9.1 | 9.1 |  |
| Disagree | 0.0 | 0.0 | |
| Strongly Disagree | 0.0 | 0.0 | |
| N of Valid | 11 | 11 | |
| N of Miss | 0 | 0 | |

Table 3.100: Having A Security (Police) Officer At The School








| RESPONSE | 6th | Total | |
|-------------------|------|-------|---|
| Strongly Agree | 36.4 | 36.4 |  |
| Agree | 36.4 | 36.4 |  |
| Undecided | 27.3 | 27.3 |  |
| Disagree | 0.0 | 0.0 | |
| Strongly Disagree | 0.0 | 0.0 | |
| N of Valid | 11 | 11 | |
| N of Miss | 0 | 0 | |

Table 3.101: Drug Screening Of Students By The School

| RESPONSE | 6th | Total | |
|-------------------|------|-------|---|
| Strongly Agree | 27.3 | 27.3 |  |
| Agree | 36.4 | 36.4 |  |
| Undecided | 27.3 | 27.3 |  |
| Disagree | 9.1 | 9.1 |  |
| Strongly Disagree | 0.0 | 0.0 | |
| N of Valid | 11 | 11 | |
| N of Miss | 0 | 0 | |