



Questionnaire Report for Parents

J. Larry Newton School / Parents

Baldwin County, AL

June 10, 2010

Contents

1	Introduction	1
2	Standard Graphics	2
3	Percentage Tables	6
3.1	Parent Demographics	7
3.2	Student Demographics	9
3.3	Student Information	10
3.4	Community Information	18
3.5	Impressions About Drug Use	22
3.6	During The Past Year Your Child Has Used	25
3.7	How Easy Is It For Students In Your Child's Grade To Get	28
3.8	Safety at School	34
3.9	Effectiveness of Solutions	37

List of Tables

3.1	Relation To Child	7
3.2	Marital Status	7
3.3	Ethnic Origin	8
3.4	Sex Of Child	9
3.5	Use Of Tobacco - My Child	9
3.6	Use Of Alcohol - My Child	9
3.7	Use Of Drugs - My Child	9
3.8	My Child Makes Good Grades In School	10
3.9	My Child Gets Into Trouble At School	10
3.10	My Child Attends Church, Synagogue, Etc.	10
3.11	I Set Clear Rules For My Child	11
3.12	I Punish My Child When He/She Breaks The Rules	11
3.13	I Talk To My Child About The Harmful Effects Of Using Tobacco, Alcohol And Drugs	11
3.14	Teachers Talk To Students About The Harmful Effects Of Using Tobacco, Alcohol And Drugs	12
3.15	Our School Works With Parents Regarding Drug Abuse Prevention	12
3.16	Law Enforcement Is Doing A Good Job In Keeping Alcohol Away From Students	12
3.17	Law Enforcement Is Doing A Good Job In Keeping Drugs Away From Students	13
3.18	I Am Afraid My Child Will Be Hurt At School	13
3.19	My Child Takes Part In Gang Activities	13
3.20	My Child Has Been Threatened With A Gun, Knife Or Club At School	14
3.21	A Student Has Threatened To Hit, Slap Or Kick My Child	14
3.22	Our School Sets Clear Rules On Using Drugs At School	14
3.23	Our School Sets Clear Rules On Bullying Or Threatening Behavior	15
3.24	I See Ads On TV That Encourage Me To Talk To My Child About Drug Use	15
3.25	My Child Participates In Community Activities Such as Scouts, Rec. Teams, Youth Clubs, Etc.	15
3.26	My Child Participates In School Activities Such as Band, Clubs, Etc.	16
3.27	The School Has Security (Police) Officer	16

3.28 A Security (Police) Officer Can Prevent Violence At School 16

3.29 Every School Needs A Security (Police) Officer 16

3.30 My Child Has Skipped School Without My Permission 17

3.31 Drug And Alcohol Use Is A Big Problem Facing Youth In My Community 18

3.32 Youth Violence Is A Big Problem In My Community 18

3.33 My Child Has Friends Who Drink Alcohol 18

3.34 It Would Be Okay With Me For My Child To Use Alcohol If He/She Would Not Use Other Drugs 19

3.35 Beer Ads Encourage Underage Drinking 19

3.36 My Child Has Friends Who Use Tobacco 19

3.37 My Child Has Friends Who Use Drugs 20

3.38 It Would Be Okay With Me For My Child To Smoke A Little Pot If He/She Would Leave Other Drugs Alone 20

3.39 My Child Has Had 5 Or More Glasses Of Beer, Coolers Or Liquor Within A Few Hours 20

3.40 The Alcohol Industry Does A Good Job Of Discouraging Underage Drinking. 21

3.41 Harmfulness Of Use – Cigarettes 22

3.42 Harmfulness Of Use – Smokeless Tobacco (Chew, Etc.) 22

3.43 Harmfulness Of Use – Cigars 22

3.44 Harmfulness Of Use – Beer 23

3.45 Harmfulness Of Use – Coolers, Breezers, Hard Lemonades, Etc. 23

3.46 Harmfulness Of Use – Liquor 23

3.47 Harmfulness Of Use – Marijuana 24

3.48 Harmfulness Of Use – Cocaine (Crack, Etc) 24

3.49 Harmfulness Of Use – Crystal Meth (Ice, Crank, Etc.) 24

3.50 Percent Of Use – Cigarettes 25

3.51 Percent Of Use – Smokeless Tobacco (Chew, Etc.) 25

3.52 Percent Of Use – Cigars 25

3.53 Percent Of Use – Beer 26

3.54 Percent Of Use – Coolers, Breezers, Hard Lemonades, Etc. 26

3.55 Percent Of Use – Liquor 26

3.56 Percent Of Use – Marijuana 27

3.57 Percent Of Use – Cocaine (Crack, Etc) 27

3.58 Percent Of Use – Crystal Meth (Ice, Crank, Etc.) 27

3.59 How Easy Is It For Students In Your Child’s Grade To Get Cigarettes 28

3.60 How Easy Is It For Students In Your Child’s Grade To Get Smokeless Tobacco (Chew, Etc.) 28

3.61 How Easy Is It For Students In Your Child’s Grade To Get Cigars 28

3.62 How Easy Is It For Students In Your Child’s Grade To Get Beer 29

3.63 How Easy Is It For Students In Your Child’s Grade To Get Coolers, Breezers, Hard Lemonades, Etc. 29

3.64 How Easy Is It For Students In Your Child’s Grade To Get Liquor 29

3.65 How Easy Is It For Students In Your Child’s Grade To Get Marijuana 30

3.66 How Easy Is It For Students In Your Child's Grade To Get Cocaine (Crack, Etc)	30
3.67 How Easy Is It For Students In Your Child's Grade To Get Uppers (Stimulants)	30
3.68 How Easy Is It For Students In Your Child's Grade To Get Downers (Depressants)	31
3.69 How Easy Is It For Students In Your Child's Grade To Get Inhalants (Glue, Etc)	31
3.70 How Easy Is It For Students In Your Child's Grade To Get Hallucinogens (PCP, LSD, Etc)	31
3.71 How Easy Is It For Students In Your Child's Grade To Get Heroin (Opiates)	32
3.72 How Easy Is It For Students In Your Child's Grade To Get Anabolic Steroids	32
3.73 How Easy Is It For Students In Your Child's Grade To Get Ecstasy (MDMA)	32
3.74 How Easy Is It For Students In Your Child's Grade To Get OxyContin	33
3.75 How Easy Is It For Students In Your Child's Grade To Get Crystal Meth (Ice, Crank, Etc.)	33
3.76 How Easy Is It For Students In Your Child's Grade To Get A Gun	33
3.77 While At School My Child Feels Safe In The Classroom	34
3.78 While At School My Child Feels Safe In The Cafeteria	34
3.79 While At School My Child Feels Safe In The Halls	34
3.80 While At School My Child Feels Safe In the Bathroom	35
3.81 While At School My Child Feels Safe In The Gym	35
3.82 While At School My Child Feels Safe On The School Bus	35
3.83 While At School My Child Feels Safe At School Events	36
3.84 While At School My Child Feels Safe On The Playground	36
3.85 While At School My Child Feels Safe In The Parking Lot	36
3.86 School-based Education About The Harmful Effects Of Drug And Alcohol Use	37
3.87 TV Ads On Preventing Drug Use By Youth	37
3.88 TV Ads On Preventing Alcohol Use By Youth	37
3.89 Religious Institutions Providing Drug Education To Young People	38
3.90 Parents Providing Drug Education To Their Children	38
3.91 Parents Taking Responsibility For Their Children's Use Of Drugs And Alcohol	38
3.92 News Media Keeping Parents/Public Informed About Student Drug Use And Violence	39
3.93 Schools Keeping Parents/Public Informed About Student Drug Use And Violence	39
3.94 Community Anti-drug Coalition For Keeping Students Drug Free	39
3.95 After School Activities For Students At School	40
3.96 After School Activities For Students In The Community (Not At School)	40
3.97 Treatment For Students Who Are Drug And/Or Alcohol Dependent	40
3.98 School Policy On Student Use Of Drugs And Alcohol At School	41
3.99 School Policy On Student Violence/Bullying	41
3.100 Having A Security (Police) Officer At The School	41
3.101 Drug Screening Of Students By The School	42

List of Figures

2.1	During the Past Year My Child Has Used Tobacco	3
2.2	During the Past Year My Child Has Used Alcohol	4
2.3	During the Past Year My Child Has Used Illicit Drugs	5

Chapter 1

Introduction

The following graphs and tables are compiled from data collected from parents in your school(s) using the ***Pride Questionnaire for Parents***. These data reflect information, impressions and knowledge parents have regarding drug and alcohol use and violence amongst your students. It is important that this report be utilized as part of your drug abuse and violence awareness and prevention programs. We strongly suggest that you:

COPY THE FOLLOWING PAGES, (which highlight and graphically summarize drug use and violent behavior by students in your school)

DISTRIBUTE THEM TO YOUR FACULTY

AND SHARE THIS INFORMATION WITH PARENTS.

Most of all, we strongly encourage a parent meeting at your school to share this information!

NOTE: Most drug use occurs at nights and weekends when school is not in session.

FOR GREATEST SUCCESS IN DECREASING DRUG USE, FACULTY, STUDENTS AND PARENTS MUST WORK TOGETHER TOWARD A DRUG-FREE LIFESTYLE.

If you have questions about this report, or if you wish to have information on other ***Pride Surveys*** services and products, please call the ***Pride Surveys*** Office or write to the following address:

Pride Surveys

Janie Pitcock
160 Vanderbilt Court
Bowling Green, KY 42103
1-800-279-6361
1-270-746-9596
www.pridesurveys.com

The following information is for ***Pride Surveys*** internal use only.

- Data Files: up096091
- Filter:

Chapter 2

Standard Graphics

Figure 2.1: During the Past Year My Child Has Used Tobacco

During the Past Year My Child Has Used Tobacco

Figure 2.2: During the Past Year My Child Has Used Alcohol

During the Past Year My Child Has Used Alcohol

Figure 2.3: During the Past Year My Child Has Used Illicit Drugs

During the Past Year My Child Has Used Illicit Drugs

Chapter 3

Percentage Tables

This chapter contains your parent survey results in tabular form. Each table corresponds to an item on the questionnaire. The *N of Valid* column contains the number of parents responding to the item and the *N of Missing* column contains the number of parents not responding to the item. The remaining columns contain the percentages of parents responding to the particular response categories.

The percentage tables of the report appear in the same order as corresponding questions on the questionnaire. The Table of Contents contains the percentage tables by section and gives the page number where each section is located. The List of Tables contains the location of each individual table.

3.1 Parent Demographics

Table 3.1: Relation To Child


RESPONSE	6th	Total	
Mother/ Stepmother	100.0	100.0	
Father/ Stepfather	0.0	0.0	
Grandmother	0.0	0.0	
Grandfather	0.0	0.0	
Guardian	0.0	0.0	
Other	0.0	0.0	
N of Valid	11	11	
N of Miss	0	0	

Table 3.2: Marital Status




RESPONSE	6th	Total	
Married	81.8	81.8	
Separated	0.0	0.0	
Divorced	9.1	9.1	
Remarried	0.0	0.0	
Single	0.0	0.0	
Widowed	9.1	9.1	
N of Valid	11	11	
N of Miss	0	0	

Table 3.3: Ethnic Origin

RESPONSE	6th	Total	
White	100.0	100.0	
African American	0.0	0.0	
Hispanic	0.0	0.0	
Asian/Pacific Isle	0.0	0.0	
Native American	0.0	0.0	
Mixed Origin	0.0	0.0	
Other	0.0	0.0	
N of Valid	11	11	
N of Miss	0	0	

3.2 Student Demographics

Table 3.4: Sex Of Child



RESPONSE	6th	Total	
Male	27.3	27.3	
Female	72.7	72.7	
N of Valid	11	11	
N of Miss	0	0	

Table 3.5: Use Of Tobacco - My Child


RESPONSE	6th	Total	
Never Used	100.0	100.0	
Has Tried or Is Using	0.0	0.0	
N of Valid	11	11	
N of Miss	0	0	

Table 3.6: Use Of Alcohol - My Child



RESPONSE	6th	Total	
Never Used	100.0	100.0	
Has Tried or Is Using	0.0	0.0	
N of Valid	10	10	
N of Miss	1	1	

Table 3.7: Use Of Drugs - My Child

RESPONSE	6th	Total	
Never Used	100.0	100.0	
Has Tried or Is Using	0.0	0.0	
N of Valid	10	10	
N of Miss	1	1	

3.3 Student Information

Table 3.8: My Child Makes Good Grades In School



RESPONSE	6th	Total	
Never	0.0	0.0	
Seldom	0.0	0.0	
Sometimes	0.0	0.0	
Often	9.1	9.1	
A Lot	90.9	90.9	
N of Valid	11	11	
N of Miss	0	0	

Table 3.9: My Child Gets Into Trouble At School



RESPONSE	6th	Total	
Never	90.9	90.9	
Seldom	9.1	9.1	
Sometimes	0.0	0.0	
Often	0.0	0.0	
A Lot	0.0	0.0	
N of Valid	11	11	
N of Miss	0	0	

Table 3.10: My Child Attends Church, Synagogue, Etc.





RESPONSE	6th	Total	
Never	0.0	0.0	
Seldom	9.1	9.1	
Sometimes	27.3	27.3	
Often	9.1	9.1	
A Lot	54.5	54.5	
N of Valid	11	11	
N of Miss	0	0	

Table 3.11: I Set Clear Rules For My Child



RESPONSE	6th	Total	
Never	0.0	0.0	
Seldom	0.0	0.0	
Sometimes	0.0	0.0	
Often	18.2	18.2	
A Lot	81.8	81.8	
N of Valid	11	11	
N of Miss	0	0	

Table 3.12: I Punish My Child When He/She Breaks The Rules




RESPONSE	6th	Total	
Never	0.0	0.0	
Seldom	0.0	0.0	
Sometimes	9.1	9.1	
Often	18.2	18.2	
A Lot	72.7	72.7	
N of Valid	11	11	
N of Miss	0	0	

Table 3.13: I Talk To My Child About The Harmful Effects Of Using Tobacco, Alcohol And Drugs




RESPONSE	6th	Total	
Never	0.0	0.0	
Seldom	9.1	9.1	
Sometimes	0.0	0.0	
Often	36.4	36.4	
A Lot	54.5	54.5	
N of Valid	11	11	
N of Miss	0	0	

Table 3.14: Teachers Talk To Students About The Harmful Effects Of Using Tobacco, Alcohol And Drugs





RESPONSE	6th	Total	
Never	0.0	0.0	
Seldom	9.1	9.1	
Sometimes	27.3	27.3	
Often	36.4	36.4	
A Lot	27.3	27.3	
N of Valid	11	11	
N of Miss	0	0	

Table 3.15: Our School Works With Parents Regarding Drug Abuse Prevention





RESPONSE	6th	Total	
Never	9.1	9.1	
Seldom	0.0	0.0	
Sometimes	36.4	36.4	
Often	27.3	27.3	
A Lot	27.3	27.3	
N of Valid	11	11	
N of Miss	0	0	

Table 3.16: Law Enforcement Is Doing A Good Job In Keeping Alcohol Away From Students





RESPONSE	6th	Total	
Never	0.0	0.0	
Seldom	18.2	18.2	
Sometimes	27.3	27.3	
Often	36.4	36.4	
A Lot	18.2	18.2	
N of Valid	11	11	
N of Miss	0	0	

Table 3.17: Law Enforcement Is Doing A Good Job In Keeping Drugs Away From Students





RESPONSE	6th	Total	
Never	0.0	0.0	
Seldom	18.2	18.2	
Sometimes	27.3	27.3	
Often	36.4	36.4	
A Lot	18.2	18.2	
N of Valid	11	11	
N of Miss	0	0	

Table 3.18: I Am Afraid My Child Will Be Hurt At School



RESPONSE	6th	Total	
Never	36.4	36.4	
Seldom	63.6	63.6	
Sometimes	0.0	0.0	
Often	0.0	0.0	
A Lot	0.0	0.0	
N of Valid	11	11	
N of Miss	0	0	

Table 3.19: My Child Takes Part In Gang Activities


RESPONSE	6th	Total	
Never	100.0	100.0	
Seldom	0.0	0.0	
Sometimes	0.0	0.0	
Often	0.0	0.0	
A Lot	0.0	0.0	
N of Valid	11	11	
N of Miss	0	0	

Table 3.20: My Child Has Been Threatened With A Gun, Knife Or Club At School



RESPONSE	6th	Total	
Never	90.9	90.9	
Seldom	9.1	9.1	
Sometimes	0.0	0.0	
Often	0.0	0.0	
A Lot	0.0	0.0	
N of Valid	11	11	
N of Miss	0	0	

Table 3.21: A Student Has Threatened To Hit, Slap Or Kick My Child





RESPONSE	6th	Total	
Never	63.6	63.6	
Seldom	9.1	9.1	
Sometimes	18.2	18.2	
Often	0.0	0.0	
A Lot	9.1	9.1	
N of Valid	11	11	
N of Miss	0	0	

Table 3.22: Our School Sets Clear Rules On Using Drugs At School



RESPONSE	6th	Total	
Never	0.0	0.0	
Seldom	0.0	0.0	
Sometimes	0.0	0.0	
Often	20.0	20.0	
A Lot	80.0	80.0	
N of Valid	10	10	
N of Miss	1	1	

Table 3.23: Our School Sets Clear Rules On Bullying Or Threatening Behavior




RESPONSE	6th	Total	
Never	0.0	0.0	
Seldom	10.0	10.0	
Sometimes	0.0	0.0	
Often	50.0	50.0	
A Lot	40.0	40.0	
N of Valid	10	10	
N of Miss	1	1	

Table 3.24: I See Ads On TV That Encourage Me To Talk To My Child About Drug Use




RESPONSE	6th	Total	
Never	0.0	0.0	
Seldom	0.0	0.0	
Sometimes	40.0	40.0	
Often	50.0	50.0	
A Lot	10.0	10.0	
N of Valid	10	10	
N of Miss	1	1	

Table 3.25: My Child Participates In Community Activities Such as Scouts, Rec. Teams, Youth Clubs, Etc.





RESPONSE	6th	Total	
Never	0.0	0.0	
Seldom	9.1	9.1	
Sometimes	9.1	9.1	
Often	18.2	18.2	
A Lot	63.6	63.6	
N of Valid	11	11	
N of Miss	0	0	

Table 3.26: My Child Participates In School Activities Such as Band, Clubs, Etc.





RESPONSE	6th	Total	
Never	18.2	18.2	
Seldom	0.0	0.0	
Sometimes	9.1	9.1	
Often	18.2	18.2	
A Lot	54.5	54.5	
N of Valid	11	11	
N of Miss	0	0	

Table 3.27: The School Has Security (Police) Officer



RESPONSE	6th	Total	
Yes	18.2	18.2	
No	81.8	81.8	
N of Valid	11	11	
N of Miss	0	0	

Table 3.28: A Security (Police) Officer Can Prevent Violence At School



RESPONSE	6th	Total	
Yes	45.5	45.5	
No	54.5	54.5	
N of Valid	11	11	
N of Miss	0	0	

Table 3.29: Every School Needs A Security (Police) Officer




RESPONSE	6th	Total	
Yes	45.5	45.5	
No	54.5	54.5	
N of Valid	11	11	
N of Miss	0	0	

Table 3.30: My Child Has Skipped School Without My Permission

RESPONSE	6th	Total	
Yes	0.0	0.0	
No	100.0	100.0	
N of Valid	11	11	
N of Miss	0	0	

3.4 Community Information

Table 3.31: Drug And Alcohol Use Is A Big Problem Facing Youth In My Community






RESPONSE	6th	Total	
Never	18.2	18.2	
Seldom	9.1	9.1	
Sometimes	27.3	27.3	
Often	27.3	27.3	
A Lot	18.2	18.2	
N of Valid	11	11	
N of Miss	0	0	

Table 3.32: Youth Violence Is A Big Problem In My Community





RESPONSE	6th	Total	
Never	36.4	36.4	
Seldom	27.3	27.3	
Sometimes	27.3	27.3	
Often	9.1	9.1	
A Lot	0.0	0.0	
N of Valid	11	11	
N of Miss	0	0	

Table 3.33: My Child Has Friends Who Drink Alcohol


RESPONSE	6th	Total	
Never	100.0	100.0	
Seldom	0.0	0.0	
Sometimes	0.0	0.0	
Often	0.0	0.0	
A Lot	0.0	0.0	
N of Valid	11	11	
N of Miss	0	0	

Table 3.34: It Would Be Okay With Me For My Child To Use Alcohol If He/She Would Not Use Other Drugs


RESPONSE	6th	Total	
Never	100.0	100.0	
Seldom	0.0	0.0	
Sometimes	0.0	0.0	
Often	0.0	0.0	
A Lot	0.0	0.0	
N of Valid	11	11	
N of Miss	0	0	

Table 3.35: Beer Ads Encourage Underage Drinking





RESPONSE	6th	Total	
Never	27.3	27.3	
Seldom	18.2	18.2	
Sometimes	27.3	27.3	
Often	27.3	27.3	
A Lot	0.0	0.0	
N of Valid	11	11	
N of Miss	0	0	

Table 3.36: My Child Has Friends Who Use Tobacco



RESPONSE	6th	Total	
Never	81.8	81.8	
Seldom	18.2	18.2	
Sometimes	0.0	0.0	
Often	0.0	0.0	
A Lot	0.0	0.0	
N of Valid	11	11	
N of Miss	0	0	

Table 3.37: My Child Has Friends Who Use Drugs

RESPONSE	6th	Total	
Never	100.0	100.0	
Seldom	0.0	0.0	
Sometimes	0.0	0.0	
Often	0.0	0.0	
A Lot	0.0	0.0	
N of Valid	11	11	
N of Miss	0	0	





Table 3.38: It Would Be Okay With Me For My Child To Smoke A Little Pot If He/She Would Leave Other Drugs Alone

RESPONSE	6th	Total	
Never	100.0	100.0	
Seldom	0.0	0.0	
Sometimes	0.0	0.0	
Often	0.0	0.0	
A Lot	0.0	0.0	
N of Valid	11	11	
N of Miss	0	0	

Table 3.39: My Child Has Had 5 Or More Glasses Of Beer, Coolers Or Liquor Within A Few Hours

RESPONSE	6th	Total	
Never	100.0	100.0	
Seldom	0.0	0.0	
Sometimes	0.0	0.0	
Often	0.0	0.0	
A Lot	0.0	0.0	
N of Valid	11	11	
N of Miss	0	0	

Table 3.40: The Alcohol Industry Does A Good Job Of Discouraging Underage Drinking.

RESPONSE	6th	Total	
Never	9.1	9.1	
Seldom	36.4	36.4	
Sometimes	36.4	36.4	
Often	18.2	18.2	
A Lot	0.0	0.0	
N of Valid	11	11	
N of Miss	0	0	

3.5 Impressions About Drug Use

Table 3.41: Harmfulness Of Use – Cigarettes

RESPONSE	6th	Total	
No Harm	0.0	0.0	
Some Harm	0.0	0.0	
Harmful	9.1	9.1	
Very Harmful	90.9	90.9	
N of Valid	11	11	
N of Miss	0	0	

Table 3.42: Harmfulness Of Use – Smokeless Tobacco (Chew, Etc.)

RESPONSE	6th	Total	
No Harm	0.0	0.0	
Some Harm	0.0	0.0	
Harmful	0.0	0.0	
Very Harmful	100.0	100.0	
N of Valid	11	11	
N of Miss	0	0	

Table 3.43: Harmfulness Of Use – Cigars

RESPONSE	6th	Total	
No Harm	0.0	0.0	
Some Harm	0.0	0.0	
Harmful	9.1	9.1	
Very Harmful	90.9	90.9	
N of Valid	11	11	
N of Miss	0	0	

Table 3.44: Harmfulness Of Use – Beer

RESPONSE	6th	Total	
No Harm	0.0	0.0	
Some Harm	9.1	9.1	
Harmful	9.1	9.1	
Very Harmful	81.8	81.8	
N of Valid	11	11	
N of Miss	0	0	

Table 3.45: Harmfulness Of Use – Coolers, Breezers, Hard Lemonades, Etc.

RESPONSE	6th	Total	
No Harm	0.0	0.0	
Some Harm	9.1	9.1	
Harmful	18.2	18.2	
Very Harmful	72.7	72.7	
N of Valid	11	11	
N of Miss	0	0	

Table 3.46: Harmfulness Of Use – Liquor

RESPONSE	6th	Total	
No Harm	0.0	0.0	
Some Harm	9.1	9.1	
Harmful	0.0	0.0	
Very Harmful	90.9	90.9	
N of Valid	11	11	
N of Miss	0	0	

Table 3.47: Harmfulness Of Use – Marijuana

RESPONSE	6th	Total	
No Harm	0.0	0.0	
Some Harm	0.0	0.0	
Harmful	9.1	9.1	
Very Harmful	90.9	90.9	
N of Valid	11	11	
N of Miss	0	0	

Table 3.48: Harmfulness Of Use – Cocaine (Crack, Etc)

RESPONSE	6th	Total	
No Harm	0.0	0.0	
Some Harm	0.0	0.0	
Harmful	0.0	0.0	
Very Harmful	100.0	100.0	
N of Valid	11	11	
N of Miss	0	0	

Table 3.49: Harmfulness Of Use – Crystal Meth (Ice, Crank, Etc.)

RESPONSE	6th	Total	
No Harm	0.0	0.0	
Some Harm	0.0	0.0	
Harmful	0.0	0.0	
Very Harmful	100.0	100.0	
N of Valid	11	11	
N of Miss	0	0	

3.6 During The Past Year Your Child Has Used

Table 3.50: Percent Of Use – Cigarettes

RESPONSE	6th	Total
Did Not Use	100.0	100.0
1-6 Times a Year	0.0	0.0
1-2 Times a Month	0.0	0.0
1-7 Times a Week	0.0	0.0
N of Valid	11	11
N of Miss	0	0

Table 3.51: Percent Of Use – Smokeless Tobacco (Chew, Etc.)

RESPONSE	6th	Total
Did Not Use	100.0	100.0
1-6 Times a Year	0.0	0.0
1-2 Times a Month	0.0	0.0
1-7 Times a Week	0.0	0.0
N of Valid	11	11
N of Miss	0	0

Table 3.52: Percent Of Use – Cigars

RESPONSE	6th	Total
Did Not Use	100.0	100.0
1-6 Times a Year	0.0	0.0
1-2 Times a Month	0.0	0.0
1-7 Times a Week	0.0	0.0
N of Valid	11	11
N of Miss	0	0

Table 3.53: Percent Of Use – Beer

RESPONSE	6th	Total
Did Not Use	100.0	100.0
1-6 Times a Year	0.0	0.0
1-2 Times a Month	0.0	0.0
1-7 Times a Week	0.0	0.0
N of Valid	11	11
N of Miss	0	0

Table 3.54: Percent Of Use – Coolers, Breezers, Hard Lemonades, Etc.

RESPONSE	6th	Total
Did Not Use	100.0	100.0
1-6 Times a Year	0.0	0.0
1-2 Times a Month	0.0	0.0
1-7 Times a Week	0.0	0.0
N of Valid	11	11
N of Miss	0	0

Table 3.55: Percent Of Use – Liquor

RESPONSE	6th	Total
Did Not Use	100.0	100.0
1-6 Times a Year	0.0	0.0
1-2 Times a Month	0.0	0.0
1-7 Times a Week	0.0	0.0
N of Valid	11	11
N of Miss	0	0

Table 3.56: Percent Of Use – Marijuana


RESPONSE	6th	Total	
Did Not Use	100.0	100.0	
1-6 Times a Year	0.0	0.0	
1-2 Times a Month	0.0	0.0	
1-7 Times a Week	0.0	0.0	
N of Valid	11	11	
N of Miss	0	0	

Table 3.57: Percent Of Use – Cocaine (Crack, Etc)



RESPONSE	6th	Total	
Did Not Use	100.0	100.0	
1-6 Times a Year	0.0	0.0	
1-2 Times a Month	0.0	0.0	
1-7 Times a Week	0.0	0.0	
N of Valid	11	11	
N of Miss	0	0	

Table 3.58: Percent Of Use – Crystal Meth (Ice, Crank, Etc.)

RESPONSE	6th	Total	
Did Not Use	100.0	100.0	
1-6 Times a Year	0.0	0.0	
1-2 Times a Month	0.0	0.0	
1-7 Times a Week	0.0	0.0	
N of Valid	11	11	
N of Miss	0	0	

3.7 How Easy Is It For Students In Your Child's Grade To Get

Table 3.59: How Easy Is It For Students In Your Child's Grade To Get Cigarettes






RESPONSE	6th	Total	
Cannot Get	27.3	27.3	
Very Difficult	27.3	27.3	
Fairly Difficult	18.2	18.2	
Fairly Easy	9.1	9.1	
Very Easy	18.2	18.2	
N of Valid	11	11	
N of Miss	0	0	

Table 3.60: How Easy Is It For Students In Your Child's Grade To Get Smokeless Tobacco (Chew, Etc.)






RESPONSE	6th	Total	
Cannot Get	27.3	27.3	
Very Difficult	27.3	27.3	
Fairly Difficult	18.2	18.2	
Fairly Easy	18.2	18.2	
Very Easy	9.1	9.1	
N of Valid	11	11	
N of Miss	0	0	

Table 3.61: How Easy Is It For Students In Your Child's Grade To Get Cigars





RESPONSE	6th	Total	
Cannot Get	36.4	36.4	
Very Difficult	18.2	18.2	
Fairly Difficult	36.4	36.4	
Fairly Easy	9.1	9.1	
Very Easy	0.0	0.0	
N of Valid	11	11	
N of Miss	0	0	

Table 3.62: How Easy Is It For Students In Your Child's Grade To Get Beer






RESPONSE	6th	Total	
Cannot Get	27.3	27.3	
Very Difficult	18.2	18.2	
Fairly Difficult	27.3	27.3	
Fairly Easy	18.2	18.2	
Very Easy	9.1	9.1	
N of Valid	11	11	
N of Miss	0	0	

Table 3.63: How Easy Is It For Students In Your Child's Grade To Get Coolers, Breezers, Hard Lemonades, Etc.






RESPONSE	6th	Total	
Cannot Get	27.3	27.3	
Very Difficult	27.3	27.3	
Fairly Difficult	18.2	18.2	
Fairly Easy	18.2	18.2	
Very Easy	9.1	9.1	
N of Valid	11	11	
N of Miss	0	0	

Table 3.64: How Easy Is It For Students In Your Child's Grade To Get Liquor





RESPONSE	6th	Total	
Cannot Get	36.4	36.4	
Very Difficult	18.2	18.2	
Fairly Difficult	18.2	18.2	
Fairly Easy	27.3	27.3	
Very Easy	0.0	0.0	
N of Valid	11	11	
N of Miss	0	0	

Table 3.65: How Easy Is It For Students In Your Child's Grade To Get Marijuana





RESPONSE	6th	Total	
Cannot Get	36.4	36.4	
Very Difficult	18.2	18.2	
Fairly Difficult	36.4	36.4	
Fairly Easy	9.1	9.1	
Very Easy	0.0	0.0	
N of Valid	11	11	
N of Miss	0	0	

Table 3.66: How Easy Is It For Students In Your Child's Grade To Get Cocaine (Crack, Etc)




RESPONSE	6th	Total	
Cannot Get	45.5	45.5	
Very Difficult	27.3	27.3	
Fairly Difficult	27.3	27.3	
Fairly Easy	0.0	0.0	
Very Easy	0.0	0.0	
N of Valid	11	11	
N of Miss	0	0	

Table 3.67: How Easy Is It For Students In Your Child's Grade To Get Uppers (Stimulants)





RESPONSE	6th	Total	
Cannot Get	45.5	45.5	
Very Difficult	18.2	18.2	
Fairly Difficult	18.2	18.2	
Fairly Easy	18.2	18.2	
Very Easy	0.0	0.0	
N of Valid	11	11	
N of Miss	0	0	

Table 3.68: How Easy Is It For Students In Your Child's Grade To Get Downers (Depressants)





RESPONSE	6th	Total	
Cannot Get	36.4	36.4	
Very Difficult	27.3	27.3	
Fairly Difficult	18.2	18.2	
Fairly Easy	18.2	18.2	
Very Easy	0.0	0.0	
N of Valid	11	11	
N of Miss	0	0	

Table 3.69: How Easy Is It For Students In Your Child's Grade To Get Inhalants (Glue, Etc)






RESPONSE	6th	Total	
Cannot Get	18.2	18.2	
Very Difficult	9.1	9.1	
Fairly Difficult	18.2	18.2	
Fairly Easy	27.3	27.3	
Very Easy	27.3	27.3	
N of Valid	11	11	
N of Miss	0	0	

Table 3.70: How Easy Is It For Students In Your Child's Grade To Get Hallucinogens (PCP, LSD, Etc)




RESPONSE	6th	Total	
Cannot Get	36.4	36.4	
Very Difficult	36.4	36.4	
Fairly Difficult	27.3	27.3	
Fairly Easy	0.0	0.0	
Very Easy	0.0	0.0	
N of Valid	11	11	
N of Miss	0	0	

Table 3.71: How Easy Is It For Students In Your Child's Grade To Get Heroin (Opiates)




RESPONSE	6th	Total	
Cannot Get	36.4	36.4	
Very Difficult	45.5	45.5	
Fairly Difficult	18.2	18.2	
Fairly Easy	0.0	0.0	
Very Easy	0.0	0.0	
N of Valid	11	11	
N of Miss	0	0	

Table 3.72: How Easy Is It For Students In Your Child's Grade To Get Anabolic Steroids




RESPONSE	6th	Total	
Cannot Get	36.4	36.4	
Very Difficult	27.3	27.3	
Fairly Difficult	36.4	36.4	
Fairly Easy	0.0	0.0	
Very Easy	0.0	0.0	
N of Valid	11	11	
N of Miss	0	0	

Table 3.73: How Easy Is It For Students In Your Child's Grade To Get Ecstasy (MDMA)





RESPONSE	6th	Total	
Cannot Get	36.4	36.4	
Very Difficult	36.4	36.4	
Fairly Difficult	18.2	18.2	
Fairly Easy	9.1	9.1	
Very Easy	0.0	0.0	
N of Valid	11	11	
N of Miss	0	0	

Table 3.74: How Easy Is It For Students In Your Child's Grade To Get OxyContin





RESPONSE	6th	Total	
Cannot Get	36.4	36.4	
Very Difficult	36.4	36.4	
Fairly Difficult	18.2	18.2	
Fairly Easy	9.1	9.1	
Very Easy	0.0	0.0	
N of Valid	11	11	
N of Miss	0	0	

Table 3.75: How Easy Is It For Students In Your Child's Grade To Get Crystal Meth (Ice, Crank, Etc.)









RESPONSE	6th	Total	
Cannot Get	36.4	36.4	
Very Difficult	45.5	45.5	
Fairly Difficult	18.2	18.2	
Fairly Easy	0.0	0.0	
Very Easy	0.0	0.0	
N of Valid	11	11	
N of Miss	0	0	

Table 3.76: How Easy Is It For Students In Your Child's Grade To Get A Gun

RESPONSE	6th	Total	
Cannot Get	18.2	18.2	
Very Difficult	27.3	27.3	
Fairly Difficult	27.3	27.3	
Fairly Easy	18.2	18.2	
Very Easy	9.1	9.1	
N of Valid	11	11	
N of Miss	0	0	

3.8 Safety at School

Table 3.77: While At School My Child Feels Safe In The Classroom



RESPONSE	6th	Total	
Never	0.0	0.0	
Seldom	0.0	0.0	
Sometimes	0.0	0.0	
Often	9.1	9.1	
A Lot	90.9	90.9	
N of Valid	11	11	
N of Miss	0	0	

Table 3.78: While At School My Child Feels Safe In The Cafeteria


RESPONSE	6th	Total	
Never	0.0	0.0	
Seldom	0.0	0.0	
Sometimes	0.0	0.0	
Often	0.0	0.0	
A Lot	100.0	100.0	
N of Valid	11	11	
N of Miss	0	0	

Table 3.79: While At School My Child Feels Safe In The Halls



RESPONSE	6th	Total	
Never	0.0	0.0	
Seldom	0.0	0.0	
Sometimes	0.0	0.0	
Often	9.1	9.1	
A Lot	90.9	90.9	
N of Valid	11	11	
N of Miss	0	0	

Table 3.80: While At School My Child Feels Safe In the Bathroom



RESPONSE	6th	Total	
Never	0.0	0.0	
Seldom	0.0	0.0	
Sometimes	0.0	0.0	
Often	9.1	9.1	
A Lot	90.9	90.9	
N of Valid	11	11	
N of Miss	0	0	

Table 3.81: While At School My Child Feels Safe In The Gym



RESPONSE	6th	Total	
Never	0.0	0.0	
Seldom	0.0	0.0	
Sometimes	0.0	0.0	
Often	9.1	9.1	
A Lot	90.9	90.9	
N of Valid	11	11	
N of Miss	0	0	

Table 3.82: While At School My Child Feels Safe On The School Bus




RESPONSE	6th	Total	
Never	0.0	0.0	
Seldom	0.0	0.0	
Sometimes	10.0	10.0	
Often	10.0	10.0	
A Lot	80.0	80.0	
N of Valid	10	10	
N of Miss	1	1	

Table 3.83: While At School My Child Feels Safe At School Events



RESPONSE	6th	Total	
Never	0.0	0.0	
Seldom	0.0	0.0	
Sometimes	0.0	0.0	
Often	20.0	20.0	
A Lot	80.0	80.0	
N of Valid	10	10	
N of Miss	1	1	

Table 3.84: While At School My Child Feels Safe On The Playground






RESPONSE	6th	Total	
Never	0.0	0.0	
Seldom	0.0	0.0	
Sometimes	0.0	0.0	
Often	27.3	27.3	
A Lot	72.7	72.7	
N of Valid	11	11	
N of Miss	0	0	

Table 3.85: While At School My Child Feels Safe In The Parking Lot

RESPONSE	6th	Total	
Never	0.0	0.0	
Seldom	0.0	0.0	
Sometimes	9.1	9.1	
Often	9.1	9.1	
A Lot	81.8	81.8	
N of Valid	11	11	
N of Miss	0	0	

3.9 Effectiveness of Solutions

Table 3.86: School-based Education About The Harmful Effects Of Drug And Alcohol Use

RESPONSE	6th	Total	
Strongly Agree	45.5	45.5	
Agree	45.5	45.5	
Undecided	9.1	9.1	
Disagree	0.0	0.0	
Strongly Disagree	0.0	0.0	
N of Valid	11	11	
N of Miss	0	0	

Table 3.87: TV Ads On Preventing Drug Use By Youth

RESPONSE	6th	Total	
Strongly Agree	36.4	36.4	
Agree	45.5	45.5	
Undecided	18.2	18.2	
Disagree	0.0	0.0	
Strongly Disagree	0.0	0.0	
N of Valid	11	11	
N of Miss	0	0	

Table 3.88: TV Ads On Preventing Alcohol Use By Youth

RESPONSE	6th	Total	
Strongly Agree	36.4	36.4	
Agree	36.4	36.4	
Undecided	27.3	27.3	
Disagree	0.0	0.0	
Strongly Disagree	0.0	0.0	
N of Valid	11	11	
N of Miss	0	0	

Table 3.89: Religious Institutions Providing Drug Education To Young People




RESPONSE	6th	Total	
Strongly Agree	45.5	45.5	
Agree	45.5	45.5	
Undecided	9.1	9.1	
Disagree	0.0	0.0	
Strongly Disagree	0.0	0.0	
N of Valid	11	11	
N of Miss	0	0	

Table 3.90: Parents Providing Drug Education To Their Children



RESPONSE	6th	Total	
Strongly Agree	63.6	63.6	
Agree	36.4	36.4	
Undecided	0.0	0.0	
Disagree	0.0	0.0	
Strongly Disagree	0.0	0.0	
N of Valid	11	11	
N of Miss	0	0	

Table 3.91: Parents Taking Responsibility For Their Children's Use Of Drugs And Alcohol



RESPONSE	6th	Total	
Strongly Agree	81.8	81.8	
Agree	18.2	18.2	
Undecided	0.0	0.0	
Disagree	0.0	0.0	
Strongly Disagree	0.0	0.0	
N of Valid	11	11	
N of Miss	0	0	

Table 3.92: News Media Keeping Parents/Public Informed About Student Drug Use And Violence




RESPONSE	6th	Total	
Strongly Agree	45.5	45.5	
Agree	36.4	36.4	
Undecided	18.2	18.2	
Disagree	0.0	0.0	
Strongly Disagree	0.0	0.0	
N of Valid	11	11	
N of Miss	0	0	

Table 3.93: Schools Keeping Parents/Public Informed About Student Drug Use And Violence




RESPONSE	6th	Total	
Strongly Agree	45.5	45.5	
Agree	45.5	45.5	
Undecided	9.1	9.1	
Disagree	0.0	0.0	
Strongly Disagree	0.0	0.0	
N of Valid	11	11	
N of Miss	0	0	

Table 3.94: Community Anti-drug Coalition For Keeping Students Drug Free




RESPONSE	6th	Total	
Strongly Agree	36.4	36.4	
Agree	45.5	45.5	
Undecided	18.2	18.2	
Disagree	0.0	0.0	
Strongly Disagree	0.0	0.0	
N of Valid	11	11	
N of Miss	0	0	

Table 3.95: After School Activities For Students At School




RESPONSE	6th	Total	
Strongly Agree	36.4	36.4	
Agree	45.5	45.5	
Undecided	18.2	18.2	
Disagree	0.0	0.0	
Strongly Disagree	0.0	0.0	
N of Valid	11	11	
N of Miss	0	0	

Table 3.96: After School Activities For Students In The Community (Not At School)



RESPONSE	6th	Total	
Strongly Agree	36.4	36.4	
Agree	63.6	63.6	
Undecided	0.0	0.0	
Disagree	0.0	0.0	
Strongly Disagree	0.0	0.0	
N of Valid	11	11	
N of Miss	0	0	

Table 3.97: Treatment For Students Who Are Drug And/Or Alcohol Dependent




RESPONSE	6th	Total	
Strongly Agree	27.3	27.3	
Agree	45.5	45.5	
Undecided	27.3	27.3	
Disagree	0.0	0.0	
Strongly Disagree	0.0	0.0	
N of Valid	11	11	
N of Miss	0	0	

Table 3.98: School Policy On Student Use Of Drugs And Alcohol At School




RESPONSE	6th	Total	
Strongly Agree	45.5	45.5	
Agree	36.4	36.4	
Undecided	18.2	18.2	
Disagree	0.0	0.0	
Strongly Disagree	0.0	0.0	
N of Valid	11	11	
N of Miss	0	0	

Table 3.99: School Policy On Student Violence/Bullying




RESPONSE	6th	Total	
Strongly Agree	36.4	36.4	
Agree	54.5	54.5	
Undecided	0.0	0.0	
Disagree	9.1	9.1	
Strongly Disagree	0.0	0.0	
N of Valid	11	11	
N of Miss	0	0	

Table 3.100: Having A Security (Police) Officer At The School







RESPONSE	6th	Total	
Strongly Agree	0.0	0.0	
Agree	72.7	72.7	
Undecided	18.2	18.2	
Disagree	9.1	9.1	
Strongly Disagree	0.0	0.0	
N of Valid	11	11	
N of Miss	0	0	

Table 3.101: Drug Screening Of Students By The School

RESPONSE	6th	Total	
Strongly Agree	36.4	36.4	
Agree	45.5	45.5	
Undecided	18.2	18.2	
Disagree	0.0	0.0	
Strongly Disagree	0.0	0.0	
N of Valid	11	11	
N of Miss	0	0	