



Questionnaire Report for Parents

Pine Grove Elementary School / Parents

Baldwin County, AL

June 10, 2010

Contents

1	Introduction	1
2	Standard Graphics	2
3	Percentage Tables	6
3.1	Parent Demographics	7
3.2	Student Demographics	9
3.3	Student Information	10
3.4	Community Information	18
3.5	Impressions About Drug Use	22
3.6	During The Past Year Your Child Has Used	25
3.7	How Easy Is It For Students In Your Child's Grade To Get	28
3.8	Safety at School	34
3.9	Effectiveness of Solutions	37

List of Tables

3.1	Relation To Child	7
3.2	Marital Status	7
3.3	Ethnic Origin	8
3.4	Sex Of Child	9
3.5	Use Of Tobacco - My Child	9
3.6	Use Of Alcohol - My Child	9
3.7	Use Of Drugs - My Child	9
3.8	My Child Makes Good Grades In School	10
3.9	My Child Gets Into Trouble At School	10
3.10	My Child Attends Church, Synagogue, Etc.	10
3.11	I Set Clear Rules For My Child	11
3.12	I Punish My Child When He/She Breaks The Rules	11
3.13	I Talk To My Child About The Harmful Effects Of Using Tobacco, Alcohol And Drugs	11
3.14	Teachers Talk To Students About The Harmful Effects Of Using Tobacco, Alcohol And Drugs	12
3.15	Our School Works With Parents Regarding Drug Abuse Prevention	12
3.16	Law Enforcement Is Doing A Good Job In Keeping Alcohol Away From Students	12
3.17	Law Enforcement Is Doing A Good Job In Keeping Drugs Away From Students	13
3.18	I Am Afraid My Child Will Be Hurt At School	13
3.19	My Child Takes Part In Gang Activities	13
3.20	My Child Has Been Threatened With A Gun, Knife Or Club At School	14
3.21	A Student Has Threatened To Hit, Slap Or Kick My Child	14
3.22	Our School Sets Clear Rules On Using Drugs At School	14
3.23	Our School Sets Clear Rules On Bullying Or Threatening Behavior	15
3.24	I See Ads On TV That Encourage Me To Talk To My Child About Drug Use	15
3.25	My Child Participates In Community Activities Such as Scouts, Rec. Teams, Youth Clubs, Etc.	15
3.26	My Child Participates In School Activities Such as Band, Clubs, Etc.	16
3.27	The School Has Security (Police) Officer	16

3.28 A Security (Police) Officer Can Prevent Violence At School	16
3.29 Every School Needs A Security (Police) Officer	16
3.30 My Child Has Skipped School Without My Permission	17
3.31 Drug And Alcohol Use Is A Big Problem Facing Youth In My Community	18
3.32 Youth Violence Is A Big Problem In My Community	18
3.33 My Child Has Friends Who Drink Alcohol	18
3.34 It Would Be Okay With Me For My Child To Use Alcohol If He/She Would Not Use Other Drugs	19
3.35 Beer Ads Encourage Underage Drinking	19
3.36 My Child Has Friends Who Use Tobacco	19
3.37 My Child Has Friends Who Use Drugs	20
3.38 It Would Be Okay With Me For My Child To Smoke A Little Pot If He/She Would Leave Other Drugs Alone	20
3.39 My Child Has Had 5 Or More Glasses Of Beer, Coolers Or Liquor Within A Few Hours	20
3.40 The Alcohol Industry Does A Good Job Of Discouraging Underage Drinking.	21
3.41 Harmfulness Of Use – Cigarettes	22
3.42 Harmfulness Of Use – Smokeless Tobacco (Chew, Etc.)	22
3.43 Harmfulness Of Use – Cigars	22
3.44 Harmfulness Of Use – Beer	23
3.45 Harmfulness Of Use – Coolers, Breezers, Hard Lemonades, Etc.	23
3.46 Harmfulness Of Use – Liquor	23
3.47 Harmfulness Of Use – Marijuana	24
3.48 Harmfulness Of Use – Cocaine (Crack, Etc)	24
3.49 Harmfulness Of Use – Crystal Meth (Ice, Crank, Etc.)	24
3.50 Percent Of Use – Cigarettes	25
3.51 Percent Of Use – Smokeless Tobacco (Chew, Etc.)	25
3.52 Percent Of Use – Cigars	25
3.53 Percent Of Use – Beer	26
3.54 Percent Of Use – Coolers, Breezers, Hard Lemonades, Etc.	26
3.55 Percent Of Use – Liquor	26
3.56 Percent Of Use – Marijuana	27
3.57 Percent Of Use – Cocaine (Crack, Etc)	27
3.58 Percent Of Use – Crystal Meth (Ice, Crank, Etc.)	27
3.59 How Easy Is It For Students In Your Child's Grade To Get Cigarettes	28
3.60 How Easy Is It For Students In Your Child's Grade To Get Smokeless Tobacco (Chew, Etc.)	28
3.61 How Easy Is It For Students In Your Child's Grade To Get Cigars	28
3.62 How Easy Is It For Students In Your Child's Grade To Get Beer	29
3.63 How Easy Is It For Students In Your Child's Grade To Get Coolers, Breezers, Hard Lemonades, Etc.	29
3.64 How Easy Is It For Students In Your Child's Grade To Get Liquor	29
3.65 How Easy Is It For Students In Your Child's Grade To Get Marijuana	30

3.66 How Easy Is It For Students In Your Child's Grade To Get Cocaine (Crack, Etc)	30
3.67 How Easy Is It For Students In Your Child's Grade To Get Uppers (Stimulants)	30
3.68 How Easy Is It For Students In Your Child's Grade To Get Downers (Depressants)	31
3.69 How Easy Is It For Students In Your Child's Grade To Get Inhalants (Glue, Etc)	31
3.70 How Easy Is It For Students In Your Child's Grade To Get Hallucinogens (PCP, LSD, Etc)	31
3.71 How Easy Is It For Students In Your Child's Grade To Get Heroin (Opiates)	32
3.72 How Easy Is It For Students In Your Child's Grade To Get Anabolic Steroids	32
3.73 How Easy Is It For Students In Your Child's Grade To Get Ecstasy (MDMA)	32
3.74 How Easy Is It For Students In Your Child's Grade To Get OxyContin	33
3.75 How Easy Is It For Students In Your Child's Grade To Get Crystal Meth (Ice, Crank, Etc.)	33
3.76 How Easy Is It For Students In Your Child's Grade To Get A Gun	33
3.77 While At School My Child Feels Safe In The Classroom	34
3.78 While At School My Child Feels Safe In The Cafeteria	34
3.79 While At School My Child Feels Safe In The Halls	34
3.80 While At School My Child Feels Safe In the Bathroom	35
3.81 While At School My Child Feels Safe In The Gym	35
3.82 While At School My Child Feels Safe On The School Bus	35
3.83 While At School My Child Feels Safe At School Events	36
3.84 While At School My Child Feels Safe On The Playground	36
3.85 While At School My Child Feels Safe In The Parking Lot	36
3.86 School-based Education About The Harmful Effects Of Drug And Alcohol Use	37
3.87 TV Ads On Preventing Drug Use By Youth	37
3.88 TV Ads On Preventing Alcohol Use By Youth	37
3.89 Religious Institutions Providing Drug Education To Young People	38
3.90 Parents Providing Drug Education To Their Children	38
3.91 Parents Taking Responsibility For Their Children's Use Of Drugs And Alcohol	38
3.92 News Media Keeping Parents/Public Informed About Student Drug Use And Violence	39
3.93 Schools Keeping Parents/Public Informed About Student Drug Use And Violence	39
3.94 Community Anti-drug Coalition For Keeping Students Drug Free	39
3.95 After School Activities For Students At School	40
3.96 After School Activities For Students In The Community (Not At School)	40
3.97 Treatment For Students Who Are Drug And/Or Alcohol Dependent	40
3.98 School Policy On Student Use Of Drugs And Alcohol At School	41
3.99 School Policy On Student Violence/Bullying	41
3.100 Having A Security (Police) Officer At The School	41
3.101 Drug Screening Of Students By The School	42

List of Figures

2.1	During the Past Year My Child Has Used Tobacco	3
2.2	During the Past Year My Child Has Used Alcohol	4
2.3	During the Past Year My Child Has Used Illicit Drugs	5

Chapter 1

Introduction

The following graphs and tables are compiled from data collected from parents in your school(s) using the ***Pride Questionnaire for Parents***. These data reflect information, impressions and knowledge parents have regarding drug and alcohol use and violence amongst your students. It is important that this report be utilized as part of your drug abuse and violence awareness and prevention programs. We strongly suggest that you:

COPY THE FOLLOWING PAGES, (which highlight and graphically summarize drug use and violent behavior by students in your school)

DISTRIBUTE THEM TO YOUR FACULTY

AND SHARE THIS INFORMATION WITH PARENTS.

Most of all, we strongly encourage a parent meeting at your school to share this information!

NOTE: Most drug use occurs at nights and weekends when school is not in session.

FOR GREATEST SUCCESS IN DECREASING DRUG USE, FACULTY, STUDENTS AND PARENTS MUST WORK TOGETHER TOWARD A DRUG-FREE LIFESTYLE.

If you have questions about this report, or if you wish to have information on other ***Pride Surveys*** services and products, please call the ***Pride Surveys*** Office or write to the following address:

Pride Surveys

Janie Pitcock
160 Vanderbilt Court
Bowling Green, KY 42103
1-800-279-6361
1-270-746-9596
www.pridesurveys.com

The following information is for ***Pride Surveys*** internal use only.

- Data Files: up096092
- Filter:

Chapter 2

Standard Graphics

Figure 2.1: During the Past Year My Child Has Used Tobacco

During the Past Year My Child Has Used Tobacco

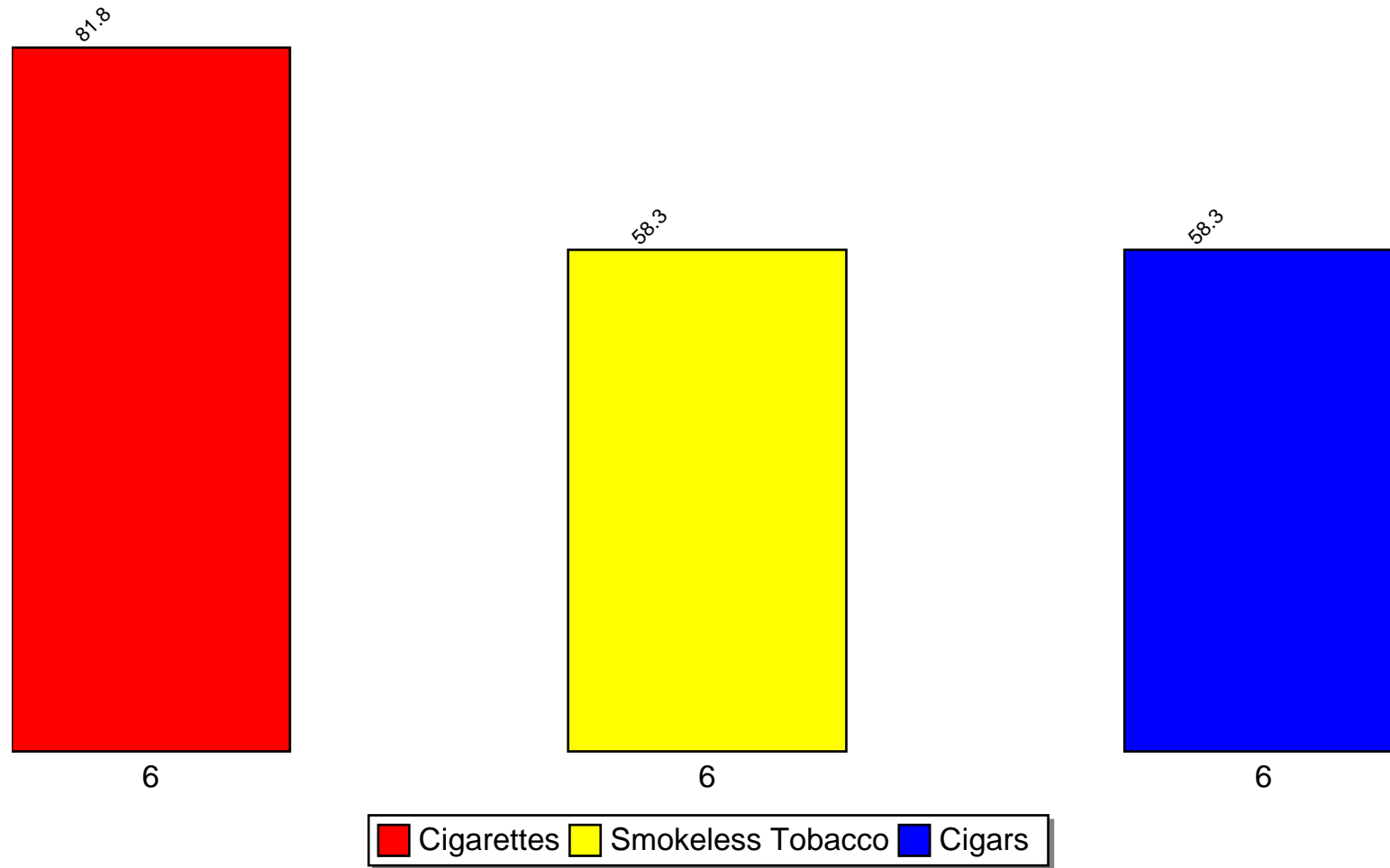


Figure 2.2: During the Past Year My Child Has Used Alcohol

During the Past Year My Child Has Used Alcohol

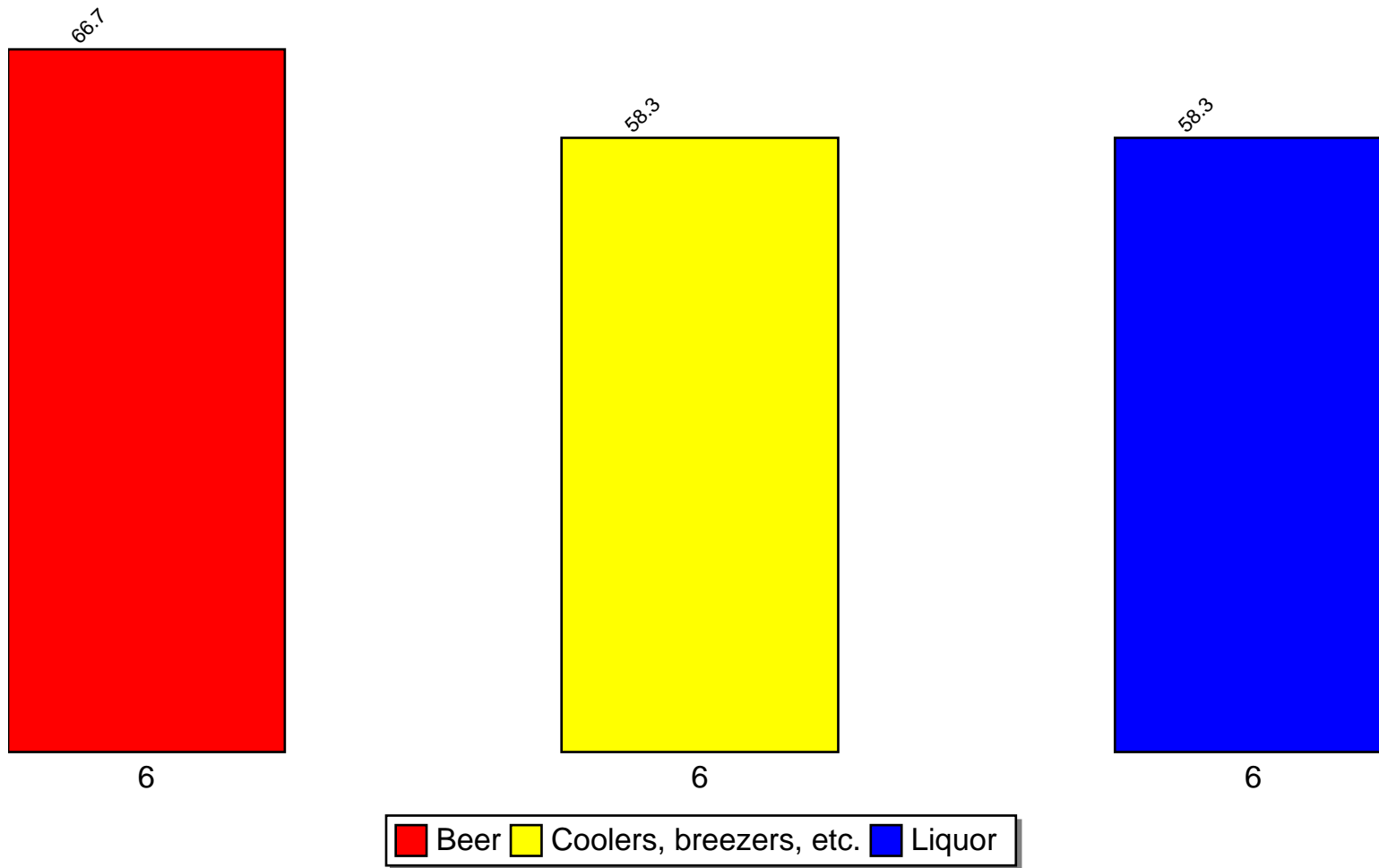


Figure 2.3: During the Past Year My Child Has Used Illicit Drugs

During the Past Year My Child Has Used Illicit Drugs



Chapter 3

Percentage Tables

This chapter contains your parent survey results in tabular form. Each table corresponds to an item on the questionnaire. The *N of Valid* column contains the number of parents responding to the item and the *N of Missing* column contains the number of parents not responding to the item. The remaining columns contain the percentages of parents responding to the particular response categories.

The percentage tables of the report appear in the same order as corresponding questions on the questionnaire. The Table of Contents contains the percentage tables by section and gives the page number where each section is located. The List of Tables contains the location of each individual table.

3.1 Parent Demographics

Table 3.1: Relation To Child





RESPONSE	6th	Total	
Mother/ Stepmother	50.0	50.0	
Father/ Stepfather	25.0	25.0	
Grandmother	8.3	8.3	
Grandfather	0.0	0.0	
Guardian	16.7	16.7	
Other	0.0	0.0	
N of Valid	12	12	
N of Miss	0	0	

Table 3.2: Marital Status









RESPONSE	6th	Total	
Married	25.0	25.0	
Separated	8.3	8.3	
Divorced	25.0	25.0	
Remarried	16.7	16.7	
Single	25.0	25.0	
Widowed	0.0	0.0	
N of Valid	12	12	
N of Miss	0	0	

Table 3.3: Ethnic Origin

RESPONSE	6th	Total	
White	41.7	41.7	
African American	50.0	50.0	
Hispanic	0.0	0.0	
Asian/Pacific Isle	0.0	0.0	
Native American	8.3	8.3	
Mixed Origin	0.0	0.0	
Other	0.0	0.0	
N of Valid	12	12	
N of Miss	0	0	

3.2 Student Demographics

Table 3.4: Sex Of Child



RESPONSE	6th	Total	
Male	41.7	41.7	
Female	58.3	58.3	
N of Valid	12	12	
N of Miss	0	0	

Table 3.5: Use Of Tobacco - My Child



RESPONSE	6th	Total	
Never Used	91.7	91.7	
Has Tried or Is Using	8.3	8.3	
N of Valid	12	12	
N of Miss	0	0	

Table 3.6: Use Of Alcohol - My Child





RESPONSE	6th	Total	
Never Used	91.7	91.7	
Has Tried or Is Using	8.3	8.3	
N of Valid	12	12	
N of Miss	0	0	

Table 3.7: Use Of Drugs - My Child

RESPONSE	6th	Total	
Never Used	83.3	83.3	
Has Tried or Is Using	16.7	16.7	
N of Valid	12	12	
N of Miss	0	0	

3.3 Student Information

Table 3.8: My Child Makes Good Grades In School




RESPONSE	6th	Total	
Never	9.1	9.1	
Seldom	45.5	45.5	
Sometimes	45.5	45.5	
Often	0.0	0.0	
A Lot	0.0	0.0	
N of Valid	11	11	
N of Miss	1	1	

Table 3.9: My Child Gets Into Trouble At School





RESPONSE	6th	Total	
Never	9.1	9.1	
Seldom	36.4	36.4	
Sometimes	18.2	18.2	
Often	36.4	36.4	
A Lot	0.0	0.0	
N of Valid	11	11	
N of Miss	1	1	

Table 3.10: My Child Attends Church, Synagogue, Etc.





RESPONSE	6th	Total	
Never	18.2	18.2	
Seldom	9.1	9.1	
Sometimes	54.5	54.5	
Often	18.2	18.2	
A Lot	0.0	0.0	
N of Valid	11	11	
N of Miss	1	1	

Table 3.11: I Set Clear Rules For My Child





RESPONSE	6th	Total	
Never	18.2	18.2	
Seldom	36.4	36.4	
Sometimes	27.3	27.3	
Often	18.2	18.2	
A Lot	0.0	0.0	
N of Valid	11	11	
N of Miss	1	1	

Table 3.12: I Punish My Child When He/She Breaks The Rules




RESPONSE	6th	Total	
Never	18.2	18.2	
Seldom	0.0	0.0	
Sometimes	54.5	54.5	
Often	27.3	27.3	
A Lot	0.0	0.0	
N of Valid	11	11	
N of Miss	1	1	

Table 3.13: I Talk To My Child About The Harmful Effects Of Using Tobacco, Alcohol And Drugs





RESPONSE	6th	Total	
Never	9.1	9.1	
Seldom	36.4	36.4	
Sometimes	27.3	27.3	
Often	27.3	27.3	
A Lot	0.0	0.0	
N of Valid	11	11	
N of Miss	1	1	

Table 3.14: Teachers Talk To Students About The Harmful Effects Of Using Tobacco, Alcohol And Drugs






RESPONSE	6th	Total	
Never	9.1	9.1	
Seldom	9.1	9.1	
Sometimes	54.5	54.5	
Often	18.2	18.2	
A Lot	9.1	9.1	
N of Valid	11	11	
N of Miss	1	1	

Table 3.15: Our School Works With Parents Regarding Drug Abuse Prevention





RESPONSE	6th	Total	
Never	9.1	9.1	
Seldom	18.2	18.2	
Sometimes	27.3	27.3	
Often	45.5	45.5	
A Lot	0.0	0.0	
N of Valid	11	11	
N of Miss	1	1	

Table 3.16: Law Enforcement Is Doing A Good Job In Keeping Alcohol Away From Students





RESPONSE	6th	Total	
Never	18.2	18.2	
Seldom	0.0	0.0	
Sometimes	54.5	54.5	
Often	18.2	18.2	
A Lot	9.1	9.1	
N of Valid	11	11	
N of Miss	1	1	

Table 3.17: Law Enforcement Is Doing A Good Job In Keeping Drugs Away From Students





RESPONSE	6th	Total	
Never	10.0	10.0	
Seldom	20.0	20.0	
Sometimes	40.0	40.0	
Often	30.0	30.0	
A Lot	0.0	0.0	
N of Valid	10	10	
N of Miss	2	2	

Table 3.18: I Am Afraid My Child Will Be Hurt At School






RESPONSE	6th	Total	
Never	18.2	18.2	
Seldom	27.3	27.3	
Sometimes	27.3	27.3	
Often	18.2	18.2	
A Lot	9.1	9.1	
N of Valid	11	11	
N of Miss	1	1	

Table 3.19: My Child Takes Part In Gang Activities






RESPONSE	6th	Total	
Never	18.2	18.2	
Seldom	9.1	9.1	
Sometimes	18.2	18.2	
Often	45.5	45.5	
A Lot	9.1	9.1	
N of Valid	11	11	
N of Miss	1	1	

Table 3.20: My Child Has Been Threatened With A Gun, Knife Or Club At School






RESPONSE	6th	Total	
Never	9.1	9.1	
Seldom	9.1	9.1	
Sometimes	45.5	45.5	
Often	27.3	27.3	
A Lot	9.1	9.1	
N of Valid	11	11	
N of Miss	1	1	

Table 3.21: A Student Has Threatened To Hit, Slap Or Kick My Child





RESPONSE	6th	Total	
Never	18.2	18.2	
Seldom	18.2	18.2	
Sometimes	45.5	45.5	
Often	18.2	18.2	
A Lot	0.0	0.0	
N of Valid	11	11	
N of Miss	1	1	

Table 3.22: Our School Sets Clear Rules On Using Drugs At School





RESPONSE	6th	Total	
Never	9.1	9.1	
Seldom	18.2	18.2	
Sometimes	36.4	36.4	
Often	36.4	36.4	
A Lot	0.0	0.0	
N of Valid	11	11	
N of Miss	1	1	

Table 3.23: Our School Sets Clear Rules On Bullying Or Threatening Behavior




RESPONSE	6th	Total	
Never	0.0	0.0	
Seldom	36.4	36.4	
Sometimes	36.4	36.4	
Often	27.3	27.3	
A Lot	0.0	0.0	
N of Valid	11	11	
N of Miss	1	1	

Table 3.24: I See Ads On TV That Encourage Me To Talk To My Child About Drug Use




RESPONSE	6th	Total	
Never	0.0	0.0	
Seldom	27.3	27.3	
Sometimes	27.3	27.3	
Often	45.5	45.5	
A Lot	0.0	0.0	
N of Valid	11	11	
N of Miss	1	1	

Table 3.25: My Child Participates In Community Activities Such as Scouts, Rec. Teams, Youth Clubs, Etc.





RESPONSE	6th	Total	
Never	9.1	9.1	
Seldom	36.4	36.4	
Sometimes	45.5	45.5	
Often	9.1	9.1	
A Lot	0.0	0.0	
N of Valid	11	11	
N of Miss	1	1	

Table 3.26: My Child Participates In School Activities Such as Band, Clubs, Etc.






RESPONSE	6th	Total	
Never	18.2	18.2	
Seldom	27.3	27.3	
Sometimes	18.2	18.2	
Often	27.3	27.3	
A Lot	9.1	9.1	
N of Valid	11	11	
N of Miss	1	1	

Table 3.27: The School Has Security (Police) Officer



RESPONSE	6th	Total	
Yes	10.0	10.0	
No	90.0	90.0	
N of Valid	10	10	
N of Miss	2	2	

Table 3.28: A Security (Police) Officer Can Prevent Violence At School



RESPONSE	6th	Total	
Yes	9.1	9.1	
No	90.9	90.9	
N of Valid	11	11	
N of Miss	1	1	

Table 3.29: Every School Needs A Security (Police) Officer





RESPONSE	6th	Total	
Yes	18.2	18.2	
No	81.8	81.8	
N of Valid	11	11	
N of Miss	1	1	

Table 3.30: My Child Has Skipped School Without My Permission

RESPONSE	6th	Total	
Yes	18.2	18.2	
No	81.8	81.8	
N of Valid	11	11	
N of Miss	1	1	

3.4 Community Information

Table 3.31: Drug And Alcohol Use Is A Big Problem Facing Youth In My Community



RESPONSE	6th	Total	
Never	0.0	0.0	
Seldom	0.0	0.0	
Sometimes	50.0	50.0	
Often	50.0	50.0	
A Lot	0.0	0.0	
N of Valid	12	12	
N of Miss	0	0	

Table 3.32: Youth Violence Is A Big Problem In My Community





RESPONSE	6th	Total	
Never	8.3	8.3	
Seldom	33.3	33.3	
Sometimes	41.7	41.7	
Often	16.7	16.7	
A Lot	0.0	0.0	
N of Valid	12	12	
N of Miss	0	0	

Table 3.33: My Child Has Friends Who Drink Alcohol




RESPONSE	6th	Total	
Never	0.0	0.0	
Seldom	27.3	27.3	
Sometimes	27.3	27.3	
Often	45.5	45.5	
A Lot	0.0	0.0	
N of Valid	11	11	
N of Miss	1	1	

Table 3.34: It Would Be Okay With Me For My Child To Use Alcohol If He/She Would Not Use Other Drugs




RESPONSE	6th	Total	
Never	0.0	0.0	
Seldom	33.3	33.3	
Sometimes	50.0	50.0	
Often	16.7	16.7	
A Lot	0.0	0.0	
N of Valid	12	12	
N of Miss	0	0	

Table 3.35: Beer Ads Encourage Underage Drinking




RESPONSE	6th	Total	
Never	0.0	0.0	
Seldom	25.0	25.0	
Sometimes	25.0	25.0	
Often	50.0	50.0	
A Lot	0.0	0.0	
N of Valid	12	12	
N of Miss	0	0	

Table 3.36: My Child Has Friends Who Use Tobacco




RESPONSE	6th	Total	
Never	0.0	0.0	
Seldom	33.3	33.3	
Sometimes	25.0	25.0	
Often	41.7	41.7	
A Lot	0.0	0.0	
N of Valid	12	12	
N of Miss	0	0	

Table 3.37: My Child Has Friends Who Use Drugs





RESPONSE	6th	Total	
Never	8.3	8.3	
Seldom	16.7	16.7	
Sometimes	50.0	50.0	
Often	25.0	25.0	
A Lot	0.0	0.0	
N of Valid	12	12	
N of Miss	0	0	

Table 3.38: It Would Be Okay With Me For My Child To Smoke A Little Pot If He/She Would Leave Other Drugs Alone





RESPONSE	6th	Total	
Never	16.7	16.7	
Seldom	25.0	25.0	
Sometimes	41.7	41.7	
Often	16.7	16.7	
A Lot	0.0	0.0	
N of Valid	12	12	
N of Miss	0	0	

Table 3.39: My Child Has Had 5 Or More Glasses Of Beer, Coolers Or Liquor Within A Few Hours








RESPONSE	6th	Total	
Never	0.0	0.0	
Seldom	8.3	8.3	
Sometimes	66.7	66.7	
Often	25.0	25.0	
A Lot	0.0	0.0	
N of Valid	12	12	
N of Miss	0	0	

Table 3.40: The Alcohol Industry Does A Good Job Of Discouraging Underage Drinking.

RESPONSE	6th	Total	
Never	16.7	16.7	
Seldom	50.0	50.0	
Sometimes	25.0	25.0	
Often	8.3	8.3	
A Lot	0.0	0.0	
N of Valid	12	12	
N of Miss	0	0	

3.5 Impressions About Drug Use

Table 3.41: Harmfulness Of Use – Cigarettes




RESPONSE	6th	Total	
No Harm	0.0	0.0	
Some Harm	25.0	25.0	
Harmful	25.0	25.0	
Very Harmful	50.0	50.0	
N of Valid	12	12	
N of Miss	0	0	

Table 3.42: Harmfulness Of Use – Smokeless Tobacco (Chew, Etc.)



RESPONSE	6th	Total	
No Harm	0.0	0.0	
Some Harm	0.0	0.0	
Harmful	25.0	25.0	
Very Harmful	75.0	75.0	
N of Valid	12	12	
N of Miss	0	0	

Table 3.43: Harmfulness Of Use – Cigars




RESPONSE	6th	Total	
No Harm	0.0	0.0	
Some Harm	8.3	8.3	
Harmful	25.0	25.0	
Very Harmful	66.7	66.7	
N of Valid	12	12	
N of Miss	0	0	

Table 3.44: Harmfulness Of Use – Beer




RESPONSE	6th	Total	
No Harm	0.0	0.0	
Some Harm	9.1	9.1	
Harmful	27.3	27.3	
Very Harmful	63.6	63.6	
N of Valid	11	11	
N of Miss	1	1	

Table 3.45: Harmfulness Of Use – Coolers, Breezers, Hard Lemonades, Etc.




RESPONSE	6th	Total	
No Harm	0.0	0.0	
Some Harm	16.7	16.7	
Harmful	25.0	25.0	
Very Harmful	58.3	58.3	
N of Valid	12	12	
N of Miss	0	0	

Table 3.46: Harmfulness Of Use – Liquor




RESPONSE	6th	Total	
No Harm	0.0	0.0	
Some Harm	8.3	8.3	
Harmful	33.3	33.3	
Very Harmful	58.3	58.3	
N of Valid	12	12	
N of Miss	0	0	

Table 3.47: Harmfulness Of Use – Marijuana




RESPONSE	6th	Total	
No Harm	0.0	0.0	
Some Harm	8.3	8.3	
Harmful	41.7	41.7	
Very Harmful	50.0	50.0	
N of Valid	12	12	
N of Miss	0	0	

Table 3.48: Harmfulness Of Use – Cocaine (Crack, Etc)






RESPONSE	6th	Total	
No Harm	0.0	0.0	
Some Harm	0.0	0.0	
Harmful	41.7	41.7	
Very Harmful	58.3	58.3	
N of Valid	12	12	
N of Miss	0	0	

Table 3.49: Harmfulness Of Use – Crystal Meth (Ice, Crank, Etc.)

RESPONSE	6th	Total	
No Harm	0.0	0.0	
Some Harm	16.7	16.7	
Harmful	33.3	33.3	
Very Harmful	50.0	50.0	
N of Valid	12	12	
N of Miss	0	0	

3.6 During The Past Year Your Child Has Used

Table 3.50: Percent Of Use – Cigarettes





RESPONSE	6th	Total	
Did Not Use	18.2	18.2	
1-6 Times a Year	45.5	45.5	
1-2 Times a Month	27.3	27.3	
1-7 Times a Week	9.1	9.1	
N of Valid	11	11	
N of Miss	1	1	

Table 3.51: Percent Of Use – Smokeless Tobacco (Chew, Etc.)




RESPONSE	6th	Total	
Did Not Use	41.7	41.7	
1-6 Times a Year	50.0	50.0	
1-2 Times a Month	8.3	8.3	
1-7 Times a Week	0.0	0.0	
N of Valid	12	12	
N of Miss	0	0	

Table 3.52: Percent Of Use – Cigars




RESPONSE	6th	Total	
Did Not Use	41.7	41.7	
1-6 Times a Year	25.0	25.0	
1-2 Times a Month	33.3	33.3	
1-7 Times a Week	0.0	0.0	
N of Valid	12	12	
N of Miss	0	0	

Table 3.53: Percent Of Use – Beer





RESPONSE	6th	Total	
Did Not Use	33.3	33.3	
1-6 Times a Year	41.7	41.7	
1-2 Times a Month	16.7	16.7	
1-7 Times a Week	8.3	8.3	
N of Valid	12	12	
N of Miss	0	0	

Table 3.54: Percent Of Use – Coolers, Breezers, Hard Lemonades, Etc.





RESPONSE	6th	Total	
Did Not Use	41.7	41.7	
1-6 Times a Year	41.7	41.7	
1-2 Times a Month	8.3	8.3	
1-7 Times a Week	8.3	8.3	
N of Valid	12	12	
N of Miss	0	0	

Table 3.55: Percent Of Use – Liquor





RESPONSE	6th	Total	
Did Not Use	41.7	41.7	
1-6 Times a Year	16.7	16.7	
1-2 Times a Month	25.0	25.0	
1-7 Times a Week	16.7	16.7	
N of Valid	12	12	
N of Miss	0	0	

Table 3.56: Percent Of Use – Marijuana





RESPONSE	6th	Total	
Did Not Use	33.3	33.3	
1-6 Times a Year	41.7	41.7	
1-2 Times a Month	16.7	16.7	
1-7 Times a Week	8.3	8.3	
N of Valid	12	12	
N of Miss	0	0	

Table 3.57: Percent Of Use – Cocaine (Crack, Etc)









RESPONSE	6th	Total	
Did Not Use	50.0	50.0	
1-6 Times a Year	8.3	8.3	
1-2 Times a Month	33.3	33.3	
1-7 Times a Week	8.3	8.3	
N of Valid	12	12	
N of Miss	0	0	

Table 3.58: Percent Of Use – Crystal Meth (Ice, Crank, Etc.)

RESPONSE	6th	Total	
Did Not Use	50.0	50.0	
1-6 Times a Year	25.0	25.0	
1-2 Times a Month	16.7	16.7	
1-7 Times a Week	8.3	8.3	
N of Valid	12	12	
N of Miss	0	0	

3.7 How Easy Is It For Students In Your Child's Grade To Get

Table 3.59: How Easy Is It For Students In Your Child's Grade To Get Cigarettes

RESPONSE	6th	Total	
Cannot Get	8.3	8.3	
Very Difficult	8.3	8.3	
Fairly Difficult	33.3	33.3	
Fairly Easy	25.0	25.0	
Very Easy	25.0	25.0	
N of Valid	12	12	
N of Miss	0	0	

Table 3.60: How Easy Is It For Students In Your Child's Grade To Get Smokeless Tobacco (Chew, Etc.)

RESPONSE	6th	Total	
Cannot Get	16.7	16.7	
Very Difficult	16.7	16.7	
Fairly Difficult	41.7	41.7	
Fairly Easy	16.7	16.7	
Very Easy	8.3	8.3	
N of Valid	12	12	
N of Miss	0	0	

Table 3.61: How Easy Is It For Students In Your Child's Grade To Get Cigars

RESPONSE	6th	Total	
Cannot Get	16.7	16.7	
Very Difficult	25.0	25.0	
Fairly Difficult	25.0	25.0	
Fairly Easy	16.7	16.7	
Very Easy	16.7	16.7	
N of Valid	12	12	
N of Miss	0	0	

Table 3.62: How Easy Is It For Students In Your Child's Grade To Get Beer





RESPONSE	6th	Total	
Cannot Get	8.3	8.3	
Very Difficult	25.0	25.0	
Fairly Difficult	33.3	33.3	
Fairly Easy	33.3	33.3	
Very Easy	0.0	0.0	
N of Valid	12	12	
N of Miss	0	0	

Table 3.63: How Easy Is It For Students In Your Child's Grade To Get Coolers, Breezers, Hard Lemonades, Etc.






RESPONSE	6th	Total	
Cannot Get	8.3	8.3	
Very Difficult	16.7	16.7	
Fairly Difficult	41.7	41.7	
Fairly Easy	25.0	25.0	
Very Easy	8.3	8.3	
N of Valid	12	12	
N of Miss	0	0	

Table 3.64: How Easy Is It For Students In Your Child's Grade To Get Liquor






RESPONSE	6th	Total	
Cannot Get	16.7	16.7	
Very Difficult	33.3	33.3	
Fairly Difficult	8.3	8.3	
Fairly Easy	25.0	25.0	
Very Easy	16.7	16.7	
N of Valid	12	12	
N of Miss	0	0	

Table 3.65: How Easy Is It For Students In Your Child's Grade To Get Marijuana






RESPONSE	6th	Total	
Cannot Get	25.0	25.0	
Very Difficult	8.3	8.3	
Fairly Difficult	16.7	16.7	
Fairly Easy	33.3	33.3	
Very Easy	16.7	16.7	
N of Valid	12	12	
N of Miss	0	0	

Table 3.66: How Easy Is It For Students In Your Child's Grade To Get Cocaine (Crack, Etc)





RESPONSE	6th	Total	
Cannot Get	16.7	16.7	
Very Difficult	16.7	16.7	
Fairly Difficult	41.7	41.7	
Fairly Easy	25.0	25.0	
Very Easy	0.0	0.0	
N of Valid	12	12	
N of Miss	0	0	

Table 3.67: How Easy Is It For Students In Your Child's Grade To Get Uppers (Stimulants)






RESPONSE	6th	Total	
Cannot Get	16.7	16.7	
Very Difficult	16.7	16.7	
Fairly Difficult	25.0	25.0	
Fairly Easy	25.0	25.0	
Very Easy	16.7	16.7	
N of Valid	12	12	
N of Miss	0	0	

Table 3.68: How Easy Is It For Students In Your Child's Grade To Get Downers (Depressants)






RESPONSE	6th	Total	
Cannot Get	16.7	16.7	
Very Difficult	16.7	16.7	
Fairly Difficult	25.0	25.0	
Fairly Easy	33.3	33.3	
Very Easy	8.3	8.3	
N of Valid	12	12	
N of Miss	0	0	

Table 3.69: How Easy Is It For Students In Your Child's Grade To Get Inhalants (Glue, Etc)





RESPONSE	6th	Total	
Cannot Get	16.7	16.7	
Very Difficult	41.7	41.7	
Fairly Difficult	0.0	0.0	
Fairly Easy	16.7	16.7	
Very Easy	25.0	25.0	
N of Valid	12	12	
N of Miss	0	0	

Table 3.70: How Easy Is It For Students In Your Child's Grade To Get Hallucinogens (PCP, LSD, Etc)





RESPONSE	6th	Total	
Cannot Get	25.0	25.0	
Very Difficult	0.0	0.0	
Fairly Difficult	41.7	41.7	
Fairly Easy	25.0	25.0	
Very Easy	8.3	8.3	
N of Valid	12	12	
N of Miss	0	0	

Table 3.71: How Easy Is It For Students In Your Child's Grade To Get Heroin (Opiates)






RESPONSE	6th	Total	
Cannot Get	16.7	16.7	
Very Difficult	8.3	8.3	
Fairly Difficult	33.3	33.3	
Fairly Easy	33.3	33.3	
Very Easy	8.3	8.3	
N of Valid	12	12	
N of Miss	0	0	

Table 3.72: How Easy Is It For Students In Your Child's Grade To Get Anabolic Steroids






RESPONSE	6th	Total	
Cannot Get	16.7	16.7	
Very Difficult	8.3	8.3	
Fairly Difficult	33.3	33.3	
Fairly Easy	25.0	25.0	
Very Easy	16.7	16.7	
N of Valid	12	12	
N of Miss	0	0	

Table 3.73: How Easy Is It For Students In Your Child's Grade To Get Ecstasy (MDMA)





RESPONSE	6th	Total	
Cannot Get	25.0	25.0	
Very Difficult	16.7	16.7	
Fairly Difficult	41.7	41.7	
Fairly Easy	16.7	16.7	
Very Easy	0.0	0.0	
N of Valid	12	12	
N of Miss	0	0	

Table 3.74: How Easy Is It For Students In Your Child's Grade To Get OxyContin






RESPONSE	6th	Total	
Cannot Get	25.0	25.0	
Very Difficult	16.7	16.7	
Fairly Difficult	25.0	25.0	
Fairly Easy	25.0	25.0	
Very Easy	8.3	8.3	
N of Valid	12	12	
N of Miss	0	0	

Table 3.75: How Easy Is It For Students In Your Child's Grade To Get Crystal Meth (Ice, Crank, Etc.)










RESPONSE	6th	Total	
Cannot Get	25.0	25.0	
Very Difficult	8.3	8.3	
Fairly Difficult	41.7	41.7	
Fairly Easy	25.0	25.0	
Very Easy	0.0	0.0	
N of Valid	12	12	
N of Miss	0	0	

Table 3.76: How Easy Is It For Students In Your Child's Grade To Get A Gun

RESPONSE	6th	Total	
Cannot Get	25.0	25.0	
Very Difficult	16.7	16.7	
Fairly Difficult	25.0	25.0	
Fairly Easy	25.0	25.0	
Very Easy	8.3	8.3	
N of Valid	12	12	
N of Miss	0	0	

3.8 Safety at School

Table 3.77: While At School My Child Feels Safe In The Classroom





RESPONSE	6th	Total	
Never	0.0	0.0	
Seldom	16.7	16.7	
Sometimes	41.7	41.7	
Often	33.3	33.3	
A Lot	8.3	8.3	
N of Valid	12	12	
N of Miss	0	0	

Table 3.78: While At School My Child Feels Safe In The Cafeteria





RESPONSE	6th	Total	
Never	0.0	0.0	
Seldom	16.7	16.7	
Sometimes	41.7	41.7	
Often	25.0	25.0	
A Lot	16.7	16.7	
N of Valid	12	12	
N of Miss	0	0	

Table 3.79: While At School My Child Feels Safe In The Halls




RESPONSE	6th	Total	
Never	0.0	0.0	
Seldom	0.0	0.0	
Sometimes	66.7	66.7	
Often	8.3	8.3	
A Lot	25.0	25.0	
N of Valid	12	12	
N of Miss	0	0	

Table 3.80: While At School My Child Feels Safe In the Bathroom





RESPONSE	6th	Total	
Never	0.0	0.0	
Seldom	25.0	25.0	
Sometimes	16.7	16.7	
Often	33.3	33.3	
A Lot	25.0	25.0	
N of Valid	12	12	
N of Miss	0	0	

Table 3.81: While At School My Child Feels Safe In The Gym






RESPONSE	6th	Total	
Never	8.3	8.3	
Seldom	8.3	8.3	
Sometimes	41.7	41.7	
Often	25.0	25.0	
A Lot	16.7	16.7	
N of Valid	12	12	
N of Miss	0	0	

Table 3.82: While At School My Child Feels Safe On The School Bus





RESPONSE	6th	Total	
Never	0.0	0.0	
Seldom	33.3	33.3	
Sometimes	16.7	16.7	
Often	33.3	33.3	
A Lot	16.7	16.7	
N of Valid	12	12	
N of Miss	0	0	

Table 3.83: While At School My Child Feels Safe At School Events




RESPONSE	6th	Total	
Never	0.0	0.0	
Seldom	0.0	0.0	
Sometimes	50.0	50.0	
Often	33.3	33.3	
A Lot	16.7	16.7	
N of Valid	12	12	
N of Miss	0	0	

Table 3.84: While At School My Child Feels Safe On The Playground









RESPONSE	6th	Total	
Never	0.0	0.0	
Seldom	25.0	25.0	
Sometimes	25.0	25.0	
Often	25.0	25.0	
A Lot	25.0	25.0	
N of Valid	12	12	
N of Miss	0	0	

Table 3.85: While At School My Child Feels Safe In The Parking Lot

RESPONSE	6th	Total	
Never	8.3	8.3	
Seldom	0.0	0.0	
Sometimes	50.0	50.0	
Often	16.7	16.7	
A Lot	25.0	25.0	
N of Valid	12	12	
N of Miss	0	0	

3.9 Effectiveness of Solutions

Table 3.86: School-based Education About The Harmful Effects Of Drug And Alcohol Use




RESPONSE	6th	Total	
Strongly Agree	33.3	33.3	
Agree	58.3	58.3	
Undecided	0.0	0.0	
Disagree	0.0	0.0	
Strongly Disagree	8.3	8.3	
N of Valid	12	12	
N of Miss	0	0	

Table 3.87: TV Ads On Preventing Drug Use By Youth




RESPONSE	6th	Total	
Strongly Agree	16.7	16.7	
Agree	33.3	33.3	
Undecided	50.0	50.0	
Disagree	0.0	0.0	
Strongly Disagree	0.0	0.0	
N of Valid	12	12	
N of Miss	0	0	

Table 3.88: TV Ads On Preventing Alcohol Use By Youth





RESPONSE	6th	Total	
Strongly Agree	25.0	25.0	
Agree	41.7	41.7	
Undecided	25.0	25.0	
Disagree	0.0	0.0	
Strongly Disagree	8.3	8.3	
N of Valid	12	12	
N of Miss	0	0	

Table 3.89: Religious Institutions Providing Drug Education To Young People





RESPONSE	6th	Total	
Strongly Agree	25.0	25.0	
Agree	33.3	33.3	
Undecided	33.3	33.3	
Disagree	8.3	8.3	
Strongly Disagree	0.0	0.0	
N of Valid	12	12	
N of Miss	0	0	

Table 3.90: Parents Providing Drug Education To Their Children





RESPONSE	6th	Total	
Strongly Agree	41.7	41.7	
Agree	16.7	16.7	
Undecided	33.3	33.3	
Disagree	8.3	8.3	
Strongly Disagree	0.0	0.0	
N of Valid	12	12	
N of Miss	0	0	

Table 3.91: Parents Taking Responsibility For Their Children's Use Of Drugs And Alcohol





RESPONSE	6th	Total	
Strongly Agree	33.3	33.3	
Agree	33.3	33.3	
Undecided	16.7	16.7	
Disagree	16.7	16.7	
Strongly Disagree	0.0	0.0	
N of Valid	12	12	
N of Miss	0	0	

Table 3.92: News Media Keeping Parents/Public Informed About Student Drug Use And Violence




RESPONSE	6th	Total	
Strongly Agree	33.3	33.3	
Agree	41.7	41.7	
Undecided	25.0	25.0	
Disagree	0.0	0.0	
Strongly Disagree	0.0	0.0	
N of Valid	12	12	
N of Miss	0	0	

Table 3.93: Schools Keeping Parents/Public Informed About Student Drug Use And Violence





RESPONSE	6th	Total	
Strongly Agree	33.3	33.3	
Agree	25.0	25.0	
Undecided	25.0	25.0	
Disagree	16.7	16.7	
Strongly Disagree	0.0	0.0	
N of Valid	12	12	
N of Miss	0	0	

Table 3.94: Community Anti-drug Coalition For Keeping Students Drug Free




RESPONSE	6th	Total	
Strongly Agree	25.0	25.0	
Agree	41.7	41.7	
Undecided	33.3	33.3	
Disagree	0.0	0.0	
Strongly Disagree	0.0	0.0	
N of Valid	12	12	
N of Miss	0	0	

Table 3.95: After School Activities For Students At School




RESPONSE	6th	Total	
Strongly Agree	33.3	33.3	
Agree	41.7	41.7	
Undecided	25.0	25.0	
Disagree	0.0	0.0	
Strongly Disagree	0.0	0.0	
N of Valid	12	12	
N of Miss	0	0	

Table 3.96: After School Activities For Students In The Community (Not At School)





RESPONSE	6th	Total	
Strongly Agree	25.0	25.0	
Agree	33.3	33.3	
Undecided	33.3	33.3	
Disagree	8.3	8.3	
Strongly Disagree	0.0	0.0	
N of Valid	12	12	
N of Miss	0	0	

Table 3.97: Treatment For Students Who Are Drug And/Or Alcohol Dependent





RESPONSE	6th	Total	
Strongly Agree	33.3	33.3	
Agree	25.0	25.0	
Undecided	33.3	33.3	
Disagree	8.3	8.3	
Strongly Disagree	0.0	0.0	
N of Valid	12	12	
N of Miss	0	0	

Table 3.98: School Policy On Student Use Of Drugs And Alcohol At School




RESPONSE	6th	Total	
Strongly Agree	25.0	25.0	
Agree	41.7	41.7	
Undecided	33.3	33.3	
Disagree	0.0	0.0	
Strongly Disagree	0.0	0.0	
N of Valid	12	12	
N of Miss	0	0	

Table 3.99: School Policy On Student Violence/Bullying




RESPONSE	6th	Total	
Strongly Agree	25.0	25.0	
Agree	41.7	41.7	
Undecided	33.3	33.3	
Disagree	0.0	0.0	
Strongly Disagree	0.0	0.0	
N of Valid	12	12	
N of Miss	0	0	

Table 3.100: Having A Security (Police) Officer At The School








RESPONSE	6th	Total	
Strongly Agree	33.3	33.3	
Agree	16.7	16.7	
Undecided	41.7	41.7	
Disagree	8.3	8.3	
Strongly Disagree	0.0	0.0	
N of Valid	12	12	
N of Miss	0	0	

Table 3.101: Drug Screening Of Students By The School

RESPONSE	6th	Total	
Strongly Agree	33.3	33.3	
Agree	50.0	50.0	
Undecided	16.7	16.7	
Disagree	0.0	0.0	
Strongly Disagree	0.0	0.0	
N of Valid	12	12	
N of Miss	0	0	