



Questionnaire Report for Parents

Robertsdale Elementary School / Parents

Baldwin County, AL

June 10, 2010

Contents

1	Introduction	1
2	Standard Graphics	2
3	Percentage Tables	6
3.1	Parent Demographics	7
3.2	Student Demographics	9
3.3	Student Information	10
3.4	Community Information	18
3.5	Impressions About Drug Use	22
3.6	During The Past Year Your Child Has Used	25
3.7	How Easy Is It For Students In Your Child's Grade To Get	28
3.8	Safety at School	34
3.9	Effectiveness of Solutions	37

List of Tables

3.1	Relation To Child	7
3.2	Marital Status	7
3.3	Ethnic Origin	8
3.4	Sex Of Child	9
3.5	Use Of Tobacco - My Child	9
3.6	Use Of Alcohol - My Child	9
3.7	Use Of Drugs - My Child	9
3.8	My Child Makes Good Grades In School	10
3.9	My Child Gets Into Trouble At School	10
3.10	My Child Attends Church, Synagogue, Etc.	10
3.11	I Set Clear Rules For My Child	11
3.12	I Punish My Child When He/She Breaks The Rules	11
3.13	I Talk To My Child About The Harmful Effects Of Using Tobacco, Alcohol And Drugs	11
3.14	Teachers Talk To Students About The Harmful Effects Of Using Tobacco, Alcohol And Drugs	12
3.15	Our School Works With Parents Regarding Drug Abuse Prevention	12
3.16	Law Enforcement Is Doing A Good Job In Keeping Alcohol Away From Students	12
3.17	Law Enforcement Is Doing A Good Job In Keeping Drugs Away From Students	13
3.18	I Am Afraid My Child Will Be Hurt At School	13
3.19	My Child Takes Part In Gang Activities	13
3.20	My Child Has Been Threatened With A Gun, Knife Or Club At School	14
3.21	A Student Has Threatened To Hit, Slap Or Kick My Child	14
3.22	Our School Sets Clear Rules On Using Drugs At School	14
3.23	Our School Sets Clear Rules On Bullying Or Threatening Behavior	15
3.24	I See Ads On TV That Encourage Me To Talk To My Child About Drug Use	15
3.25	My Child Participates In Community Activities Such as Scouts, Rec. Teams, Youth Clubs, Etc.	15
3.26	My Child Participates In School Activities Such as Band, Clubs, Etc.	16
3.27	The School Has Security (Police) Officer	16

3.28 A Security (Police) Officer Can Prevent Violence At School	16
3.29 Every School Needs A Security (Police) Officer	16
3.30 My Child Has Skipped School Without My Permission	17
3.31 Drug And Alcohol Use Is A Big Problem Facing Youth In My Community	18
3.32 Youth Violence Is A Big Problem In My Community	18
3.33 My Child Has Friends Who Drink Alcohol	18
3.34 It Would Be Okay With Me For My Child To Use Alcohol If He/She Would Not Use Other Drugs	19
3.35 Beer Ads Encourage Underage Drinking	19
3.36 My Child Has Friends Who Use Tobacco	19
3.37 My Child Has Friends Who Use Drugs	20
3.38 It Would Be Okay With Me For My Child To Smoke A Little Pot If He/She Would Leave Other Drugs Alone	20
3.39 My Child Has Had 5 Or More Glasses Of Beer, Coolers Or Liquor Within A Few Hours	20
3.40 The Alcohol Industry Does A Good Job Of Discouraging Underage Drinking.	21
3.41 Harmfulness Of Use – Cigarettes	22
3.42 Harmfulness Of Use – Smokeless Tobacco (Chew, Etc.)	22
3.43 Harmfulness Of Use – Cigars	22
3.44 Harmfulness Of Use – Beer	23
3.45 Harmfulness Of Use – Coolers, Breezers, Hard Lemonades, Etc.	23
3.46 Harmfulness Of Use – Liquor	23
3.47 Harmfulness Of Use – Marijuana	24
3.48 Harmfulness Of Use – Cocaine (Crack, Etc)	24
3.49 Harmfulness Of Use – Crystal Meth (Ice, Crank, Etc.)	24
3.50 Percent Of Use – Cigarettes	25
3.51 Percent Of Use – Smokeless Tobacco (Chew, Etc.)	25
3.52 Percent Of Use – Cigars	25
3.53 Percent Of Use – Beer	26
3.54 Percent Of Use – Coolers, Breezers, Hard Lemonades, Etc.	26
3.55 Percent Of Use – Liquor	26
3.56 Percent Of Use – Marijuana	27
3.57 Percent Of Use – Cocaine (Crack, Etc)	27
3.58 Percent Of Use – Crystal Meth (Ice, Crank, Etc.)	27
3.59 How Easy Is It For Students In Your Child’s Grade To Get Cigarettes	28
3.60 How Easy Is It For Students In Your Child’s Grade To Get Smokeless Tobacco (Chew, Etc.)	28
3.61 How Easy Is It For Students In Your Child’s Grade To Get Cigars	28
3.62 How Easy Is It For Students In Your Child’s Grade To Get Beer	29
3.63 How Easy Is It For Students In Your Child’s Grade To Get Coolers, Breezers, Hard Lemonades, Etc.	29
3.64 How Easy Is It For Students In Your Child’s Grade To Get Liquor	29
3.65 How Easy Is It For Students In Your Child’s Grade To Get Marijuana	30

3.66 How Easy Is It For Students In Your Child's Grade To Get Cocaine (Crack, Etc) 30

3.67 How Easy Is It For Students In Your Child's Grade To Get Uppers (Stimulants) 30

3.68 How Easy Is It For Students In Your Child's Grade To Get Downers (Depressants) 31

3.69 How Easy Is It For Students In Your Child's Grade To Get Inhalants (Glue, Etc) 31

3.70 How Easy Is It For Students In Your Child's Grade To Get Hallucinogens (PCP, LSD, Etc) 31

3.71 How Easy Is It For Students In Your Child's Grade To Get Heroin (Opiates) 32

3.72 How Easy Is It For Students In Your Child's Grade To Get Anabolic Steroids 32

3.73 How Easy Is It For Students In Your Child's Grade To Get Ecstasy (MDMA) 32

3.74 How Easy Is It For Students In Your Child's Grade To Get OxyContin 33

3.75 How Easy Is It For Students In Your Child's Grade To Get Crystal Meth (Ice, Crank, Etc.) 33

3.76 How Easy Is It For Students In Your Child's Grade To Get A Gun 33

3.77 While At School My Child Feels Safe In The Classroom 34

3.78 While At School My Child Feels Safe In The Cafeteria 34

3.79 While At School My Child Feels Safe In The Halls 34

3.80 While At School My Child Feels Safe In the Bathroom 35

3.81 While At School My Child Feels Safe In The Gym 35

3.82 While At School My Child Feels Safe On The School Bus 35

3.83 While At School My Child Feels Safe At School Events 36

3.84 While At School My Child Feels Safe On The Playground 36

3.85 While At School My Child Feels Safe In The Parking Lot 36

3.86 School-based Education About The Harmful Effects Of Drug And Alcohol Use 37

3.87 TV Ads On Preventing Drug Use By Youth 37

3.88 TV Ads On Preventing Alcohol Use By Youth 37

3.89 Religious Institutions Providing Drug Education To Young People 38

3.90 Parents Providing Drug Education To Their Children 38

3.91 Parents Taking Responsibility For Their Children's Use Of Drugs And Alcohol 38

3.92 News Media Keeping Parents/Public Informed About Student Drug Use And Violence 39

3.93 Schools Keeping Parents/Public Informed About Student Drug Use And Violence 39

3.94 Community Anti-drug Coalition For Keeping Students Drug Free 39

3.95 After School Activities For Students At School 40

3.96 After School Activities For Students In The Community (Not At School) 40

3.97 Treatment For Students Who Are Drug And/Or Alcohol Dependent 40

3.98 School Policy On Student Use Of Drugs And Alcohol At School 41

3.99 School Policy On Student Violence/Bullying 41

3.100 Having A Security (Police) Officer At The School 41

3.101 Drug Screening Of Students By The School 42

List of Figures

2.1	During the Past Year My Child Has Used Tobacco	3
2.2	During the Past Year My Child Has Used Alcohol	4
2.3	During the Past Year My Child Has Used Illicit Drugs	5

Chapter 1

Introduction

The following graphs and tables are compiled from data collected from parents in your school(s) using the ***Pride Questionnaire for Parents***. These data reflect information, impressions and knowledge parents have regarding drug and alcohol use and violence amongst your students. It is important that this report be utilized as part of your drug abuse and violence awareness and prevention programs. We strongly suggest that you:

COPY THE FOLLOWING PAGES, (which highlight and graphically summarize drug use and violent behavior by students in your school)

DISTRIBUTE THEM TO YOUR FACULTY

AND SHARE THIS INFORMATION WITH PARENTS.

Most of all, we strongly encourage a parent meeting at your school to share this information!

NOTE: Most drug use occurs at nights and weekends when school is not in session.

FOR GREATEST SUCCESS IN DECREASING DRUG USE, FACULTY, STUDENTS AND PARENTS MUST WORK TOGETHER TOWARD A DRUG-FREE LIFESTYLE.

If you have questions about this report, or if you wish to have information on other ***Pride Surveys*** services and products, please call the ***Pride Surveys*** Office or write to the following address:

Pride Surveys

Janie Pitcock
160 Vanderbilt Court
Bowling Green, KY 42103
1-800-279-6361
1-270-746-9596
www.pridesurveys.com

The following information is for ***Pride Surveys*** internal use only.

- Data Files: up096093
- Filter:

Chapter 2

Standard Graphics

Figure 2.1: During the Past Year My Child Has Used Tobacco

During the Past Year My Child Has Used Tobacco

Figure 2.2: During the Past Year My Child Has Used Alcohol

During the Past Year My Child Has Used Alcohol

Figure 2.3: During the Past Year My Child Has Used Illicit Drugs

During the Past Year My Child Has Used Illicit Drugs

Chapter 3

Percentage Tables

This chapter contains your parent survey results in tabular form. Each table corresponds to an item on the questionnaire. The *N of Valid* column contains the number of parents responding to the item and the *N of Missing* column contains the number of parents not responding to the item. The remaining columns contain the percentages of parents responding to the particular response categories.

The percentage tables of the report appear in the same order as corresponding questions on the questionnaire. The Table of Contents contains the percentage tables by section and gives the page number where each section is located. The List of Tables contains the location of each individual table.

3.1 Parent Demographics

Table 3.1: Relation To Child




RESPONSE	6th	Total	
Mother/ Stepmother	64.7	64.7	
Father/ Stepfather	29.4	29.4	
Grandmother	0.0	0.0	
Grandfather	0.0	0.0	
Guardian	5.9	5.9	
Other	0.0	0.0	
N of Valid	17	17	
N of Miss	1	1	

Table 3.2: Marital Status








RESPONSE	6th	Total	
Married	58.8	58.8	
Separated	5.9	5.9	
Divorced	23.5	23.5	
Remarried	11.8	11.8	
Single	0.0	0.0	
Widowed	0.0	0.0	
N of Valid	17	17	
N of Miss	1	1	

Table 3.3: Ethnic Origin

RESPONSE	6th	Total	
White	88.2	88.2	
African American	5.9	5.9	
Hispanic	5.9	5.9	
Asian/Pacific Isle	0.0	0.0	
Native American	0.0	0.0	
Mixed Origin	0.0	0.0	
Other	0.0	0.0	
N of Valid	17	17	
N of Miss	1	1	

3.2 Student Demographics

Table 3.4: Sex Of Child



RESPONSE	6th	Total	
Male	50.0	50.0	
Female	50.0	50.0	
N of Valid	18	18	
N of Miss	0	0	

Table 3.5: Use Of Tobacco - My Child


RESPONSE	6th	Total	
Never Used	100.0	100.0	
Has Tried or Is Using	0.0	0.0	
N of Valid	17	17	
N of Miss	1	1	

Table 3.6: Use Of Alcohol - My Child



RESPONSE	6th	Total	
Never Used	100.0	100.0	
Has Tried or Is Using	0.0	0.0	
N of Valid	17	17	
N of Miss	1	1	

Table 3.7: Use Of Drugs - My Child

RESPONSE	6th	Total	
Never Used	100.0	100.0	
Has Tried or Is Using	0.0	0.0	
N of Valid	17	17	
N of Miss	1	1	

3.3 Student Information

Table 3.8: My Child Makes Good Grades In School




RESPONSE	6th	Total	
Never	0.0	0.0	
Seldom	0.0	0.0	
Sometimes	5.6	5.6	
Often	27.8	27.8	
A Lot	66.7	66.7	
N of Valid	18	18	
N of Miss	0	0	

Table 3.9: My Child Gets Into Trouble At School




RESPONSE	6th	Total	
Never	50.0	50.0	
Seldom	44.4	44.4	
Sometimes	5.6	5.6	
Often	0.0	0.0	
A Lot	0.0	0.0	
N of Valid	18	18	
N of Miss	0	0	

Table 3.10: My Child Attends Church, Synagogue, Etc.






RESPONSE	6th	Total	
Never	11.1	11.1	
Seldom	11.1	11.1	
Sometimes	11.1	11.1	
Often	16.7	16.7	
A Lot	50.0	50.0	
N of Valid	18	18	
N of Miss	0	0	

Table 3.11: I Set Clear Rules For My Child




RESPONSE	6th	Total	
Never	0.0	0.0	
Seldom	0.0	0.0	
Sometimes	5.6	5.6	
Often	27.8	27.8	
A Lot	66.7	66.7	
N of Valid	18	18	
N of Miss	0	0	

Table 3.12: I Punish My Child When He/She Breaks The Rules





RESPONSE	6th	Total	
Never	0.0	0.0	
Seldom	5.9	5.9	
Sometimes	5.9	5.9	
Often	41.2	41.2	
A Lot	47.1	47.1	
N of Valid	17	17	
N of Miss	1	1	

Table 3.13: I Talk To My Child About The Harmful Effects Of Using Tobacco, Alcohol And Drugs





RESPONSE	6th	Total	
Never	0.0	0.0	
Seldom	5.6	5.6	
Sometimes	16.7	16.7	
Often	11.1	11.1	
A Lot	66.7	66.7	
N of Valid	18	18	
N of Miss	0	0	

Table 3.14: Teachers Talk To Students About The Harmful Effects Of Using Tobacco, Alcohol And Drugs






RESPONSE	6th	Total	
Never	5.6	5.6	
Seldom	5.6	5.6	
Sometimes	55.6	55.6	
Often	22.2	22.2	
A Lot	11.1	11.1	
N of Valid	18	18	
N of Miss	0	0	

Table 3.15: Our School Works With Parents Regarding Drug Abuse Prevention






RESPONSE	6th	Total	
Never	17.6	17.6	
Seldom	17.6	17.6	
Sometimes	23.5	23.5	
Often	17.6	17.6	
A Lot	23.5	23.5	
N of Valid	17	17	
N of Miss	1	1	

Table 3.16: Law Enforcement Is Doing A Good Job In Keeping Alcohol Away From Students





RESPONSE	6th	Total	
Never	0.0	0.0	
Seldom	11.8	11.8	
Sometimes	41.2	41.2	
Often	29.4	29.4	
A Lot	17.6	17.6	
N of Valid	17	17	
N of Miss	1	1	

Table 3.17: Law Enforcement Is Doing A Good Job In Keeping Drugs Away From Students





RESPONSE	6th	Total	
Never	0.0	0.0	
Seldom	5.9	5.9	
Sometimes	52.9	52.9	
Often	23.5	23.5	
A Lot	17.6	17.6	
N of Valid	17	17	
N of Miss	1	1	

Table 3.18: I Am Afraid My Child Will Be Hurt At School




RESPONSE	6th	Total	
Never	44.4	44.4	
Seldom	38.9	38.9	
Sometimes	16.7	16.7	
Often	0.0	0.0	
A Lot	0.0	0.0	
N of Valid	18	18	
N of Miss	0	0	

Table 3.19: My Child Takes Part In Gang Activities


RESPONSE	6th	Total	
Never	100.0	100.0	
Seldom	0.0	0.0	
Sometimes	0.0	0.0	
Often	0.0	0.0	
A Lot	0.0	0.0	
N of Valid	18	18	
N of Miss	0	0	

Table 3.20: My Child Has Been Threatened With A Gun, Knife Or Club At School


RESPONSE	6th	Total	
Never	100.0	100.0	
Seldom	0.0	0.0	
Sometimes	0.0	0.0	
Often	0.0	0.0	
A Lot	0.0	0.0	
N of Valid	18	18	
N of Miss	0	0	

Table 3.21: A Student Has Threatened To Hit, Slap Or Kick My Child





RESPONSE	6th	Total	
Never	35.3	35.3	
Seldom	47.1	47.1	
Sometimes	11.8	11.8	
Often	0.0	0.0	
A Lot	5.9	5.9	
N of Valid	17	17	
N of Miss	1	1	

Table 3.22: Our School Sets Clear Rules On Using Drugs At School





RESPONSE	6th	Total	
Never	0.0	0.0	
Seldom	5.6	5.6	
Sometimes	5.6	5.6	
Often	27.8	27.8	
A Lot	61.1	61.1	
N of Valid	18	18	
N of Miss	0	0	

Table 3.23: Our School Sets Clear Rules On Bullying Or Threatening Behavior






RESPONSE	6th	Total	
Never	5.6	5.6	
Seldom	5.6	5.6	
Sometimes	5.6	5.6	
Often	55.6	55.6	
A Lot	27.8	27.8	
N of Valid	18	18	
N of Miss	0	0	

Table 3.24: I See Ads On TV That Encourage Me To Talk To My Child About Drug Use





RESPONSE	6th	Total	
Never	0.0	0.0	
Seldom	16.7	16.7	
Sometimes	38.9	38.9	
Often	22.2	22.2	
A Lot	22.2	22.2	
N of Valid	18	18	
N of Miss	0	0	

Table 3.25: My Child Participates In Community Activities Such as Scouts, Rec. Teams, Youth Clubs, Etc.






RESPONSE	6th	Total	
Never	38.9	38.9	
Seldom	5.6	5.6	
Sometimes	16.7	16.7	
Often	11.1	11.1	
A Lot	27.8	27.8	
N of Valid	18	18	
N of Miss	0	0	

Table 3.26: My Child Participates In School Activities Such as Band, Clubs, Etc.





RESPONSE	6th	Total	
Never	5.6	5.6	
Seldom	0.0	0.0	
Sometimes	22.2	22.2	
Often	16.7	16.7	
A Lot	55.6	55.6	
N of Valid	18	18	
N of Miss	0	0	

Table 3.27: The School Has Security (Police) Officer



RESPONSE	6th	Total	
Yes	5.9	5.9	
No	94.1	94.1	
N of Valid	17	17	
N of Miss	1	1	

Table 3.28: A Security (Police) Officer Can Prevent Violence At School



RESPONSE	6th	Total	
Yes	27.8	27.8	
No	72.2	72.2	
N of Valid	18	18	
N of Miss	0	0	

Table 3.29: Every School Needs A Security (Police) Officer




RESPONSE	6th	Total	
Yes	72.2	72.2	
No	27.8	27.8	
N of Valid	18	18	
N of Miss	0	0	

Table 3.30: My Child Has Skipped School Without My Permission

RESPONSE	6th	Total	
Yes	0.0	0.0	
No	100.0	100.0	
N of Valid	18	18	
N of Miss	0	0	

3.4 Community Information

Table 3.31: Drug And Alcohol Use Is A Big Problem Facing Youth In My Community





RESPONSE	6th	Total	
Never	11.1	11.1	
Seldom	0.0	0.0	
Sometimes	22.2	22.2	
Often	22.2	22.2	
A Lot	44.4	44.4	
N of Valid	18	18	
N of Miss	0	0	

Table 3.32: Youth Violence Is A Big Problem In My Community






RESPONSE	6th	Total	
Never	11.1	11.1	
Seldom	22.2	22.2	
Sometimes	50.0	50.0	
Often	11.1	11.1	
A Lot	5.6	5.6	
N of Valid	18	18	
N of Miss	0	0	

Table 3.33: My Child Has Friends Who Drink Alcohol




RESPONSE	6th	Total	
Never	82.4	82.4	
Seldom	11.8	11.8	
Sometimes	5.9	5.9	
Often	0.0	0.0	
A Lot	0.0	0.0	
N of Valid	17	17	
N of Miss	1	1	

Table 3.34: It Would Be Okay With Me For My Child To Use Alcohol If He/She Would Not Use Other Drugs


RESPONSE	6th	Total	
Never	100.0	100.0	
Seldom	0.0	0.0	
Sometimes	0.0	0.0	
Often	0.0	0.0	
A Lot	0.0	0.0	
N of Valid	18	18	
N of Miss	0	0	

Table 3.35: Beer Ads Encourage Underage Drinking






RESPONSE	6th	Total	
Never	16.7	16.7	
Seldom	5.6	5.6	
Sometimes	33.3	33.3	
Often	22.2	22.2	
A Lot	22.2	22.2	
N of Valid	18	18	
N of Miss	0	0	

Table 3.36: My Child Has Friends Who Use Tobacco





RESPONSE	6th	Total	
Never	70.6	70.6	
Seldom	17.6	17.6	
Sometimes	5.9	5.9	
Often	0.0	0.0	
A Lot	5.9	5.9	
N of Valid	17	17	
N of Miss	1	1	

Table 3.37: My Child Has Friends Who Use Drugs



RESPONSE	6th	Total	
Never	94.1	94.1	
Seldom	5.9	5.9	
Sometimes	0.0	0.0	
Often	0.0	0.0	
A Lot	0.0	0.0	
N of Valid	17	17	
N of Miss	1	1	

Table 3.38: It Would Be Okay With Me For My Child To Smoke A Little Pot If He/She Would Leave Other Drugs Alone


RESPONSE	6th	Total	
Never	100.0	100.0	
Seldom	0.0	0.0	
Sometimes	0.0	0.0	
Often	0.0	0.0	
A Lot	0.0	0.0	
N of Valid	17	17	
N of Miss	1	1	

Table 3.39: My Child Has Had 5 Or More Glasses Of Beer, Coolers Or Liquor Within A Few Hours






RESPONSE	6th	Total	
Never	100.0	100.0	
Seldom	0.0	0.0	
Sometimes	0.0	0.0	
Often	0.0	0.0	
A Lot	0.0	0.0	
N of Valid	18	18	
N of Miss	0	0	

Table 3.40: The Alcohol Industry Does A Good Job Of Discouraging Underage Drinking.

RESPONSE	6th	Total	
Never	22.2	22.2	
Seldom	50.0	50.0	
Sometimes	22.2	22.2	
Often	0.0	0.0	
A Lot	5.6	5.6	
N of Valid	18	18	
N of Miss	0	0	

3.5 Impressions About Drug Use

Table 3.41: Harmfulness Of Use – Cigarettes



RESPONSE	6th	Total	
No Harm	0.0	0.0	
Some Harm	0.0	0.0	
Harmful	5.6	5.6	
Very Harmful	94.4	94.4	
N of Valid	18	18	
N of Miss	0	0	

Table 3.42: Harmfulness Of Use – Smokeless Tobacco (Chew, Etc.)



RESPONSE	6th	Total	
No Harm	0.0	0.0	
Some Harm	0.0	0.0	
Harmful	5.6	5.6	
Very Harmful	94.4	94.4	
N of Valid	18	18	
N of Miss	0	0	

Table 3.43: Harmfulness Of Use – Cigars



RESPONSE	6th	Total	
No Harm	0.0	0.0	
Some Harm	0.0	0.0	
Harmful	5.6	5.6	
Very Harmful	94.4	94.4	
N of Valid	18	18	
N of Miss	0	0	

Table 3.44: Harmfulness Of Use – Beer

RESPONSE	6th	Total	
No Harm	0.0	0.0	
Some Harm	0.0	0.0	
Harmful	11.1	11.1	
Very Harmful	88.9	88.9	
N of Valid	18	18	
N of Miss	0	0	

Table 3.45: Harmfulness Of Use – Coolers, Breezers, Hard Lemonades, Etc.

RESPONSE	6th	Total	
No Harm	0.0	0.0	
Some Harm	0.0	0.0	
Harmful	22.2	22.2	
Very Harmful	77.8	77.8	
N of Valid	18	18	
N of Miss	0	0	

Table 3.46: Harmfulness Of Use – Liquor

RESPONSE	6th	Total	
No Harm	0.0	0.0	
Some Harm	0.0	0.0	
Harmful	11.1	11.1	
Very Harmful	88.9	88.9	
N of Valid	18	18	
N of Miss	0	0	

Table 3.47: Harmfulness Of Use – Marijuana

RESPONSE	6th	Total	
No Harm	0.0	0.0	
Some Harm	0.0	0.0	
Harmful	16.7	16.7	
Very Harmful	83.3	83.3	
N of Valid	18	18	
N of Miss	0	0	

Table 3.48: Harmfulness Of Use – Cocaine (Crack, Etc)

RESPONSE	6th	Total	
No Harm	0.0	0.0	
Some Harm	0.0	0.0	
Harmful	0.0	0.0	
Very Harmful	100.0	100.0	
N of Valid	18	18	
N of Miss	0	0	

Table 3.49: Harmfulness Of Use – Crystal Meth (Ice, Crank, Etc.)

RESPONSE	6th	Total	
No Harm	0.0	0.0	
Some Harm	0.0	0.0	
Harmful	0.0	0.0	
Very Harmful	100.0	100.0	
N of Valid	18	18	
N of Miss	0	0	

3.6 During The Past Year Your Child Has Used

Table 3.50: Percent Of Use – Cigarettes

RESPONSE	6th	Total
Did Not Use	100.0	100.0
1-6 Times a Year	0.0	0.0
1-2 Times a Month	0.0	0.0
1-7 Times a Week	0.0	0.0
N of Valid	18	18
N of Miss	0	0

Table 3.51: Percent Of Use – Smokeless Tobacco (Chew, Etc.)

RESPONSE	6th	Total
Did Not Use	100.0	100.0
1-6 Times a Year	0.0	0.0
1-2 Times a Month	0.0	0.0
1-7 Times a Week	0.0	0.0
N of Valid	18	18
N of Miss	0	0

Table 3.52: Percent Of Use – Cigars

RESPONSE	6th	Total
Did Not Use	100.0	100.0
1-6 Times a Year	0.0	0.0
1-2 Times a Month	0.0	0.0
1-7 Times a Week	0.0	0.0
N of Valid	18	18
N of Miss	0	0

Table 3.53: Percent Of Use – Beer


RESPONSE	6th	Total	
Did Not Use	100.0	100.0	
1-6 Times a Year	0.0	0.0	
1-2 Times a Month	0.0	0.0	
1-7 Times a Week	0.0	0.0	
N of Valid	18	18	
N of Miss	0	0	

Table 3.54: Percent Of Use – Coolers, Breezers, Hard Lemonades, Etc.


RESPONSE	6th	Total	
Did Not Use	100.0	100.0	
1-6 Times a Year	0.0	0.0	
1-2 Times a Month	0.0	0.0	
1-7 Times a Week	0.0	0.0	
N of Valid	18	18	
N of Miss	0	0	

Table 3.55: Percent Of Use – Liquor


RESPONSE	6th	Total	
Did Not Use	100.0	100.0	
1-6 Times a Year	0.0	0.0	
1-2 Times a Month	0.0	0.0	
1-7 Times a Week	0.0	0.0	
N of Valid	18	18	
N of Miss	0	0	

Table 3.56: Percent Of Use – Marijuana


RESPONSE	6th	Total	
Did Not Use	100.0	100.0	
1-6 Times a Year	0.0	0.0	
1-2 Times a Month	0.0	0.0	
1-7 Times a Week	0.0	0.0	
N of Valid	18	18	
N of Miss	0	0	

Table 3.57: Percent Of Use – Cocaine (Crack, Etc)



RESPONSE	6th	Total	
Did Not Use	100.0	100.0	
1-6 Times a Year	0.0	0.0	
1-2 Times a Month	0.0	0.0	
1-7 Times a Week	0.0	0.0	
N of Valid	18	18	
N of Miss	0	0	

Table 3.58: Percent Of Use – Crystal Meth (Ice, Crank, Etc.)

RESPONSE	6th	Total	
Did Not Use	100.0	100.0	
1-6 Times a Year	0.0	0.0	
1-2 Times a Month	0.0	0.0	
1-7 Times a Week	0.0	0.0	
N of Valid	18	18	
N of Miss	0	0	

3.7 How Easy Is It For Students In Your Child's Grade To Get

Table 3.59: How Easy Is It For Students In Your Child's Grade To Get Cigarettes






RESPONSE	6th	Total	
Cannot Get	22.2	22.2	
Very Difficult	16.7	16.7	
Fairly Difficult	5.6	5.6	
Fairly Easy	38.9	38.9	
Very Easy	16.7	16.7	
N of Valid	18	18	
N of Miss	0	0	

Table 3.60: How Easy Is It For Students In Your Child's Grade To Get Smokeless Tobacco (Chew, Etc.)






RESPONSE	6th	Total	
Cannot Get	22.2	22.2	
Very Difficult	16.7	16.7	
Fairly Difficult	27.8	27.8	
Fairly Easy	27.8	27.8	
Very Easy	5.6	5.6	
N of Valid	18	18	
N of Miss	0	0	

Table 3.61: How Easy Is It For Students In Your Child's Grade To Get Cigars





RESPONSE	6th	Total	
Cannot Get	27.8	27.8	
Very Difficult	22.2	22.2	
Fairly Difficult	27.8	27.8	
Fairly Easy	22.2	22.2	
Very Easy	0.0	0.0	
N of Valid	18	18	
N of Miss	0	0	

Table 3.62: How Easy Is It For Students In Your Child's Grade To Get Beer






RESPONSE	6th	Total	
Cannot Get	27.8	27.8	
Very Difficult	11.1	11.1	
Fairly Difficult	16.7	16.7	
Fairly Easy	33.3	33.3	
Very Easy	11.1	11.1	
N of Valid	18	18	
N of Miss	0	0	

Table 3.63: How Easy Is It For Students In Your Child's Grade To Get Coolers, Breezers, Hard Lemonades, Etc.





RESPONSE	6th	Total	
Cannot Get	22.2	22.2	
Very Difficult	16.7	16.7	
Fairly Difficult	22.2	22.2	
Fairly Easy	38.9	38.9	
Very Easy	0.0	0.0	
N of Valid	18	18	
N of Miss	0	0	

Table 3.64: How Easy Is It For Students In Your Child's Grade To Get Liquor






RESPONSE	6th	Total	
Cannot Get	27.8	27.8	
Very Difficult	16.7	16.7	
Fairly Difficult	22.2	22.2	
Fairly Easy	27.8	27.8	
Very Easy	5.6	5.6	
N of Valid	18	18	
N of Miss	0	0	

Table 3.65: How Easy Is It For Students In Your Child's Grade To Get Marijuana






RESPONSE	6th	Total	
Cannot Get	38.9	38.9	
Very Difficult	27.8	27.8	
Fairly Difficult	11.1	11.1	
Fairly Easy	16.7	16.7	
Very Easy	5.6	5.6	
N of Valid	18	18	
N of Miss	0	0	

Table 3.66: How Easy Is It For Students In Your Child's Grade To Get Cocaine (Crack, Etc)





RESPONSE	6th	Total	
Cannot Get	44.4	44.4	
Very Difficult	38.9	38.9	
Fairly Difficult	11.1	11.1	
Fairly Easy	5.6	5.6	
Very Easy	0.0	0.0	
N of Valid	18	18	
N of Miss	0	0	

Table 3.67: How Easy Is It For Students In Your Child's Grade To Get Uppers (Stimulants)





RESPONSE	6th	Total	
Cannot Get	38.9	38.9	
Very Difficult	22.2	22.2	
Fairly Difficult	22.2	22.2	
Fairly Easy	16.7	16.7	
Very Easy	0.0	0.0	
N of Valid	18	18	
N of Miss	0	0	

Table 3.68: How Easy Is It For Students In Your Child's Grade To Get Downers (Depressants)





RESPONSE	6th	Total	
Cannot Get	38.9	38.9	
Very Difficult	22.2	22.2	
Fairly Difficult	16.7	16.7	
Fairly Easy	22.2	22.2	
Very Easy	0.0	0.0	
N of Valid	18	18	
N of Miss	0	0	

Table 3.69: How Easy Is It For Students In Your Child's Grade To Get Inhalants (Glue, Etc)






RESPONSE	6th	Total	
Cannot Get	27.8	27.8	
Very Difficult	16.7	16.7	
Fairly Difficult	16.7	16.7	
Fairly Easy	22.2	22.2	
Very Easy	16.7	16.7	
N of Valid	18	18	
N of Miss	0	0	

Table 3.70: How Easy Is It For Students In Your Child's Grade To Get Hallucinogens (PCP, LSD, Etc)





RESPONSE	6th	Total	
Cannot Get	44.4	44.4	
Very Difficult	38.9	38.9	
Fairly Difficult	11.1	11.1	
Fairly Easy	5.6	5.6	
Very Easy	0.0	0.0	
N of Valid	18	18	
N of Miss	0	0	

Table 3.71: How Easy Is It For Students In Your Child's Grade To Get Heroin (Opiates)





RESPONSE	6th	Total	
Cannot Get	50.0	50.0	
Very Difficult	33.3	33.3	
Fairly Difficult	11.1	11.1	
Fairly Easy	5.6	5.6	
Very Easy	0.0	0.0	
N of Valid	18	18	
N of Miss	0	0	

Table 3.72: How Easy Is It For Students In Your Child's Grade To Get Anabolic Steroids





RESPONSE	6th	Total	
Cannot Get	44.4	44.4	
Very Difficult	38.9	38.9	
Fairly Difficult	11.1	11.1	
Fairly Easy	5.6	5.6	
Very Easy	0.0	0.0	
N of Valid	18	18	
N of Miss	0	0	

Table 3.73: How Easy Is It For Students In Your Child's Grade To Get Ecstasy (MDMA)





RESPONSE	6th	Total	
Cannot Get	44.4	44.4	
Very Difficult	27.8	27.8	
Fairly Difficult	16.7	16.7	
Fairly Easy	11.1	11.1	
Very Easy	0.0	0.0	
N of Valid	18	18	
N of Miss	0	0	

Table 3.74: How Easy Is It For Students In Your Child's Grade To Get OxyContin





RESPONSE	6th	Total	
Cannot Get	38.9	38.9	
Very Difficult	27.8	27.8	
Fairly Difficult	22.2	22.2	
Fairly Easy	11.1	11.1	
Very Easy	0.0	0.0	
N of Valid	18	18	
N of Miss	0	0	

Table 3.75: How Easy Is It For Students In Your Child's Grade To Get Crystal Meth (Ice, Crank, Etc.)









RESPONSE	6th	Total	
Cannot Get	38.9	38.9	
Very Difficult	33.3	33.3	
Fairly Difficult	16.7	16.7	
Fairly Easy	11.1	11.1	
Very Easy	0.0	0.0	
N of Valid	18	18	
N of Miss	0	0	

Table 3.76: How Easy Is It For Students In Your Child's Grade To Get A Gun

RESPONSE	6th	Total	
Cannot Get	22.2	22.2	
Very Difficult	16.7	16.7	
Fairly Difficult	27.8	27.8	
Fairly Easy	33.3	33.3	
Very Easy	0.0	0.0	
N of Valid	18	18	
N of Miss	0	0	

3.8 Safety at School

Table 3.77: While At School My Child Feels Safe In The Classroom





RESPONSE	6th	Total	
Never	5.6	5.6	
Seldom	5.6	5.6	
Sometimes	0.0	0.0	
Often	27.8	27.8	
A Lot	61.1	61.1	
N of Valid	18	18	
N of Miss	0	0	

Table 3.78: While At School My Child Feels Safe In The Cafeteria




RESPONSE	6th	Total	
Never	11.1	11.1	
Seldom	0.0	0.0	
Sometimes	0.0	0.0	
Often	33.3	33.3	
A Lot	55.6	55.6	
N of Valid	18	18	
N of Miss	0	0	

Table 3.79: While At School My Child Feels Safe In The Halls





RESPONSE	6th	Total	
Never	5.6	5.6	
Seldom	0.0	0.0	
Sometimes	5.6	5.6	
Often	27.8	27.8	
A Lot	61.1	61.1	
N of Valid	18	18	
N of Miss	0	0	

Table 3.80: While At School My Child Feels Safe In the Bathroom





RESPONSE	6th	Total	
Never	5.6	5.6	
Seldom	0.0	0.0	
Sometimes	11.1	11.1	
Often	38.9	38.9	
A Lot	44.4	44.4	
N of Valid	18	18	
N of Miss	0	0	

Table 3.81: While At School My Child Feels Safe In The Gym





RESPONSE	6th	Total	
Never	5.6	5.6	
Seldom	0.0	0.0	
Sometimes	11.1	11.1	
Often	27.8	27.8	
A Lot	55.6	55.6	
N of Valid	18	18	
N of Miss	0	0	

Table 3.82: While At School My Child Feels Safe On The School Bus






RESPONSE	6th	Total	
Never	5.6	5.6	
Seldom	5.6	5.6	
Sometimes	11.1	11.1	
Often	33.3	33.3	
A Lot	44.4	44.4	
N of Valid	18	18	
N of Miss	0	0	

Table 3.83: While At School My Child Feels Safe At School Events






RESPONSE	6th	Total	
Never	5.6	5.6	
Seldom	5.6	5.6	
Sometimes	5.6	5.6	
Often	27.8	27.8	
A Lot	55.6	55.6	
N of Valid	18	18	
N of Miss	0	0	

Table 3.84: While At School My Child Feels Safe On The Playground











RESPONSE	6th	Total	
Never	5.6	5.6	
Seldom	5.6	5.6	
Sometimes	5.6	5.6	
Often	44.4	44.4	
A Lot	38.9	38.9	
N of Valid	18	18	
N of Miss	0	0	

Table 3.85: While At School My Child Feels Safe In The Parking Lot

RESPONSE	6th	Total	
Never	11.1	11.1	
Seldom	5.6	5.6	
Sometimes	11.1	11.1	
Often	38.9	38.9	
A Lot	33.3	33.3	
N of Valid	18	18	
N of Miss	0	0	

3.9 Effectiveness of Solutions

Table 3.86: School-based Education About The Harmful Effects Of Drug And Alcohol Use





RESPONSE	6th	Total	
Strongly Agree	55.6	55.6	
Agree	16.7	16.7	
Undecided	16.7	16.7	
Disagree	11.1	11.1	
Strongly Disagree	0.0	0.0	
N of Valid	18	18	
N of Miss	0	0	

Table 3.87: TV Ads On Preventing Drug Use By Youth




RESPONSE	6th	Total	
Strongly Agree	47.1	47.1	
Agree	23.5	23.5	
Undecided	29.4	29.4	
Disagree	0.0	0.0	
Strongly Disagree	0.0	0.0	
N of Valid	17	17	
N of Miss	1	1	

Table 3.88: TV Ads On Preventing Alcohol Use By Youth




RESPONSE	6th	Total	
Strongly Agree	47.1	47.1	
Agree	23.5	23.5	
Undecided	29.4	29.4	
Disagree	0.0	0.0	
Strongly Disagree	0.0	0.0	
N of Valid	17	17	
N of Miss	1	1	

Table 3.89: Religious Institutions Providing Drug Education To Young People




RESPONSE	6th	Total	
Strongly Agree	50.0	50.0	
Agree	27.8	27.8	
Undecided	22.2	22.2	
Disagree	0.0	0.0	
Strongly Disagree	0.0	0.0	
N of Valid	18	18	
N of Miss	0	0	

Table 3.90: Parents Providing Drug Education To Their Children




RESPONSE	6th	Total	
Strongly Agree	72.2	72.2	
Agree	22.2	22.2	
Undecided	0.0	0.0	
Disagree	5.6	5.6	
Strongly Disagree	0.0	0.0	
N of Valid	18	18	
N of Miss	0	0	

Table 3.91: Parents Taking Responsibility For Their Children's Use Of Drugs And Alcohol




RESPONSE	6th	Total	
Strongly Agree	72.2	72.2	
Agree	22.2	22.2	
Undecided	5.6	5.6	
Disagree	0.0	0.0	
Strongly Disagree	0.0	0.0	
N of Valid	18	18	
N of Miss	0	0	

Table 3.92: News Media Keeping Parents/Public Informed About Student Drug Use And Violence





RESPONSE	6th	Total	
Strongly Agree	50.0	50.0	
Agree	33.3	33.3	
Undecided	11.1	11.1	
Disagree	5.6	5.6	
Strongly Disagree	0.0	0.0	
N of Valid	18	18	
N of Miss	0	0	

Table 3.93: Schools Keeping Parents/Public Informed About Student Drug Use And Violence





RESPONSE	6th	Total	
Strongly Agree	55.6	55.6	
Agree	33.3	33.3	
Undecided	5.6	5.6	
Disagree	5.6	5.6	
Strongly Disagree	0.0	0.0	
N of Valid	18	18	
N of Miss	0	0	

Table 3.94: Community Anti-drug Coalition For Keeping Students Drug Free





RESPONSE	6th	Total	
Strongly Agree	38.9	38.9	
Agree	27.8	27.8	
Undecided	27.8	27.8	
Disagree	5.6	5.6	
Strongly Disagree	0.0	0.0	
N of Valid	18	18	
N of Miss	0	0	

Table 3.95: After School Activities For Students At School





RESPONSE	6th	Total	
Strongly Agree	55.6	55.6	
Agree	27.8	27.8	
Undecided	11.1	11.1	
Disagree	5.6	5.6	
Strongly Disagree	0.0	0.0	
N of Valid	18	18	
N of Miss	0	0	

Table 3.96: After School Activities For Students In The Community (Not At School)





RESPONSE	6th	Total	
Strongly Agree	55.6	55.6	
Agree	22.2	22.2	
Undecided	11.1	11.1	
Disagree	11.1	11.1	
Strongly Disagree	0.0	0.0	
N of Valid	18	18	
N of Miss	0	0	

Table 3.97: Treatment For Students Who Are Drug And/Or Alcohol Dependent





RESPONSE	6th	Total	
Strongly Agree	55.6	55.6	
Agree	22.2	22.2	
Undecided	16.7	16.7	
Disagree	5.6	5.6	
Strongly Disagree	0.0	0.0	
N of Valid	18	18	
N of Miss	0	0	

Table 3.98: School Policy On Student Use Of Drugs And Alcohol At School




RESPONSE	6th	Total	
Strongly Agree	55.6	55.6	
Agree	11.1	11.1	
Undecided	33.3	33.3	
Disagree	0.0	0.0	
Strongly Disagree	0.0	0.0	
N of Valid	18	18	
N of Miss	0	0	

Table 3.99: School Policy On Student Violence/Bullying




RESPONSE	6th	Total	
Strongly Agree	55.6	55.6	
Agree	16.7	16.7	
Undecided	27.8	27.8	
Disagree	0.0	0.0	
Strongly Disagree	0.0	0.0	
N of Valid	18	18	
N of Miss	0	0	

Table 3.100: Having A Security (Police) Officer At The School









RESPONSE	6th	Total	
Strongly Agree	44.4	44.4	
Agree	16.7	16.7	
Undecided	33.3	33.3	
Disagree	5.6	5.6	
Strongly Disagree	0.0	0.0	
N of Valid	18	18	
N of Miss	0	0	

Table 3.101: Drug Screening Of Students By The School

RESPONSE	6th	Total	
Strongly Agree	38.9	38.9	
Agree	22.2	22.2	
Undecided	22.2	22.2	
Disagree	0.0	0.0	
Strongly Disagree	16.7	16.7	
N of Valid	18	18	
N of Miss	0	0	