



## **Questionnaire Report for Parents**

### **Summerdale Elementary / Middle School / Parents**

Baldwin County, AL

June 10, 2010

# Contents

<b>1</b>	<b>Introduction</b>	<b>1</b>
<b>2</b>	<b>Standard Graphics</b>	<b>2</b>
<b>3</b>	<b>Percentage Tables</b>	<b>6</b>
3.1	Parent Demographics . . . . .	7
3.2	Student Demographics . . . . .	9
3.3	Student Information . . . . .	10
3.4	Community Information . . . . .	18
3.5	Impressions About Drug Use . . . . .	22
3.6	During The Past Year Your Child Has Used . . . . .	25
3.7	How Easy Is It For Students In Your Child's Grade To Get . . . . .	28
3.8	Safety at School . . . . .	34
3.9	Effectiveness of Solutions . . . . .	37

# List of Tables

3.1	Relation To Child	7
3.2	Marital Status	7
3.3	Ethnic Origin	8
3.4	Sex Of Child	9
3.5	Use Of Tobacco - My Child	9
3.6	Use Of Alcohol - My Child	9
3.7	Use Of Drugs - My Child	9
3.8	My Child Makes Good Grades In School	10
3.9	My Child Gets Into Trouble At School	10
3.10	My Child Attends Church, Synagogue, Etc.	10
3.11	I Set Clear Rules For My Child	11
3.12	I Punish My Child When He/She Breaks The Rules	11
3.13	I Talk To My Child About The Harmful Effects Of Using Tobacco, Alcohol And Drugs	11
3.14	Teachers Talk To Students About The Harmful Effects Of Using Tobacco, Alcohol And Drugs	12
3.15	Our School Works With Parents Regarding Drug Abuse Prevention	12
3.16	Law Enforcement Is Doing A Good Job In Keeping Alcohol Away From Students	12
3.17	Law Enforcement Is Doing A Good Job In Keeping Drugs Away From Students	13
3.18	I Am Afraid My Child Will Be Hurt At School	13
3.19	My Child Takes Part In Gang Activities	13
3.20	My Child Has Been Threatened With A Gun, Knife Or Club At School	14
3.21	A Student Has Threatened To Hit, Slap Or Kick My Child	14
3.22	Our School Sets Clear Rules On Using Drugs At School	14
3.23	Our School Sets Clear Rules On Bullying Or Threatening Behavior	15
3.24	I See Ads On TV That Encourage Me To Talk To My Child About Drug Use	15
3.25	My Child Participates In Community Activities Such as Scouts, Rec. Teams, Youth Clubs, Etc.	15
3.26	My Child Participates In School Activities Such as Band, Clubs, Etc.	16
3.27	The School Has Security (Police) Officer	16

3.28 A Security (Police) Officer Can Prevent Violence At School . . . . .	16
3.29 Every School Needs A Security (Police) Officer . . . . .	16
3.30 My Child Has Skipped School Without My Permission . . . . .	17
3.31 Drug And Alcohol Use Is A Big Problem Facing Youth In My Community . . . . .	18
3.32 Youth Violence Is A Big Problem In My Community . . . . .	18
3.33 My Child Has Friends Who Drink Alcohol . . . . .	18
3.34 It Would Be Okay With Me For My Child To Use Alcohol If He/She Would Not Use Other Drugs . . . . .	19
3.35 Beer Ads Encourage Underage Drinking . . . . .	19
3.36 My Child Has Friends Who Use Tobacco . . . . .	19
3.37 My Child Has Friends Who Use Drugs . . . . .	20
3.38 It Would Be Okay With Me For My Child To Smoke A Little Pot If He/She Would Leave Other Drugs Alone . . . . .	20
3.39 My Child Has Had 5 Or More Glasses Of Beer, Coolers Or Liquor Within A Few Hours . . . . .	20
3.40 The Alcohol Industry Does A Good Job Of Discouraging Underage Drinking. . . . .	21
3.41 Harmfulness Of Use – Cigarettes . . . . .	22
3.42 Harmfulness Of Use – Smokeless Tobacco (Chew, Etc.) . . . . .	22
3.43 Harmfulness Of Use – Cigars . . . . .	22
3.44 Harmfulness Of Use – Beer . . . . .	23
3.45 Harmfulness Of Use – Coolers, Breezers, Hard Lemonades, Etc. . . . .	23
3.46 Harmfulness Of Use – Liquor . . . . .	23
3.47 Harmfulness Of Use – Marijuana . . . . .	24
3.48 Harmfulness Of Use – Cocaine (Crack, Etc) . . . . .	24
3.49 Harmfulness Of Use – Crystal Meth (Ice, Crank, Etc.) . . . . .	24
3.50 Percent Of Use – Cigarettes . . . . .	25
3.51 Percent Of Use – Smokeless Tobacco (Chew, Etc.) . . . . .	25
3.52 Percent Of Use – Cigars . . . . .	25
3.53 Percent Of Use – Beer . . . . .	26
3.54 Percent Of Use – Coolers, Breezers, Hard Lemonades, Etc. . . . .	26
3.55 Percent Of Use – Liquor . . . . .	26
3.56 Percent Of Use – Marijuana . . . . .	27
3.57 Percent Of Use – Cocaine (Crack, Etc) . . . . .	27
3.58 Percent Of Use – Crystal Meth (Ice, Crank, Etc.) . . . . .	27
3.59 How Easy Is It For Students In Your Child’s Grade To Get Cigarettes . . . . .	28
3.60 How Easy Is It For Students In Your Child’s Grade To Get Smokeless Tobacco (Chew, Etc.) . . . . .	28
3.61 How Easy Is It For Students In Your Child’s Grade To Get Cigars . . . . .	28
3.62 How Easy Is It For Students In Your Child’s Grade To Get Beer . . . . .	29
3.63 How Easy Is It For Students In Your Child’s Grade To Get Coolers, Breezers, Hard Lemonades, Etc. . . . .	29
3.64 How Easy Is It For Students In Your Child’s Grade To Get Liquor . . . . .	29
3.65 How Easy Is It For Students In Your Child’s Grade To Get Marijuana . . . . .	30

3.66 How Easy Is It For Students In Your Child's Grade To Get Cocaine (Crack, Etc) . . . . . 30

3.67 How Easy Is It For Students In Your Child's Grade To Get Uppers (Stimulants) . . . . . 30

3.68 How Easy Is It For Students In Your Child's Grade To Get Downers (Depressants) . . . . . 31

3.69 How Easy Is It For Students In Your Child's Grade To Get Inhalants (Glue, Etc) . . . . . 31

3.70 How Easy Is It For Students In Your Child's Grade To Get Hallucinogens (PCP, LSD, Etc) . . . . . 31

3.71 How Easy Is It For Students In Your Child's Grade To Get Heroin (Opiates) . . . . . 32

3.72 How Easy Is It For Students In Your Child's Grade To Get Anabolic Steroids . . . . . 32

3.73 How Easy Is It For Students In Your Child's Grade To Get Ecstasy (MDMA) . . . . . 32

3.74 How Easy Is It For Students In Your Child's Grade To Get OxyContin . . . . . 33

3.75 How Easy Is It For Students In Your Child's Grade To Get Crystal Meth (Ice, Crank, Etc.) . . . . . 33

3.76 How Easy Is It For Students In Your Child's Grade To Get A Gun . . . . . 33

3.77 While At School My Child Feels Safe In The Classroom . . . . . 34

3.78 While At School My Child Feels Safe In The Cafeteria . . . . . 34

3.79 While At School My Child Feels Safe In The Halls . . . . . 34

3.80 While At School My Child Feels Safe In the Bathroom . . . . . 35

3.81 While At School My Child Feels Safe In The Gym . . . . . 35

3.82 While At School My Child Feels Safe On The School Bus . . . . . 35

3.83 While At School My Child Feels Safe At School Events . . . . . 36

3.84 While At School My Child Feels Safe On The Playground . . . . . 36

3.85 While At School My Child Feels Safe In The Parking Lot . . . . . 36

3.86 School-based Education About The Harmful Effects Of Drug And Alcohol Use . . . . . 37

3.87 TV Ads On Preventing Drug Use By Youth . . . . . 37

3.88 TV Ads On Preventing Alcohol Use By Youth . . . . . 37

3.89 Religious Institutions Providing Drug Education To Young People . . . . . 38

3.90 Parents Providing Drug Education To Their Children . . . . . 38

3.91 Parents Taking Responsibility For Their Children's Use Of Drugs And Alcohol . . . . . 38

3.92 News Media Keeping Parents/Public Informed About Student Drug Use And Violence . . . . . 39

3.93 Schools Keeping Parents/Public Informed About Student Drug Use And Violence . . . . . 39

3.94 Community Anti-drug Coalition For Keeping Students Drug Free . . . . . 39

3.95 After School Activities For Students At School . . . . . 40

3.96 After School Activities For Students In The Community (Not At School) . . . . . 40

3.97 Treatment For Students Who Are Drug And/Or Alcohol Dependent . . . . . 40

3.98 School Policy On Student Use Of Drugs And Alcohol At School . . . . . 41

3.99 School Policy On Student Violence/Bullying . . . . . 41

3.100 Having A Security (Police) Officer At The School . . . . . 41

3.101 Drug Screening Of Students By The School . . . . . 42

# List of Figures

2.1	During the Past Year My Child Has Used Tobacco	3
2.2	During the Past Year My Child Has Used Alcohol	4
2.3	During the Past Year My Child Has Used Illicit Drugs	5

# Chapter 1

## Introduction

The following graphs and tables are compiled from data collected from parents in your school(s) using the ***Pride Questionnaire for Parents***. These data reflect information, impressions and knowledge parents have regarding drug and alcohol use and violence amongst your students. It is important that this report be utilized as part of your drug abuse and violence awareness and prevention programs. We strongly suggest that you:

**COPY THE FOLLOWING PAGES,** (which highlight and graphically summarize drug use and violent behavior by students in your school)

**DISTRIBUTE THEM TO YOUR FACULTY**

**AND SHARE THIS INFORMATION WITH PARENTS.**

Most of all, we strongly encourage a parent meeting at your school to share this information!

**NOTE:** Most drug use occurs at nights and weekends when school is not in session.

FOR GREATEST SUCCESS IN DECREASING DRUG USE, FACULTY, STUDENTS AND PARENTS MUST WORK TOGETHER TOWARD A DRUG-FREE LIFESTYLE.

If you have questions about this report, or if you wish to have information on other ***Pride Surveys*** services and products, please call the ***Pride Surveys*** Office or write to the following address:

***Pride Surveys***

Janie Pitcock  
160 Vanderbilt Court  
Bowling Green, KY 42103  
1-800-279-6361  
1-270-746-9596  
[www.pridesurveys.com](http://www.pridesurveys.com)

The following information is for ***Pride Surveys*** internal use only.

- Data Files: up096096
- Filter:

## **Chapter 2**

# **Standard Graphics**

Figure 2.1: During the Past Year My Child Has Used Tobacco

## During the Past Year My Child Has Used Tobacco

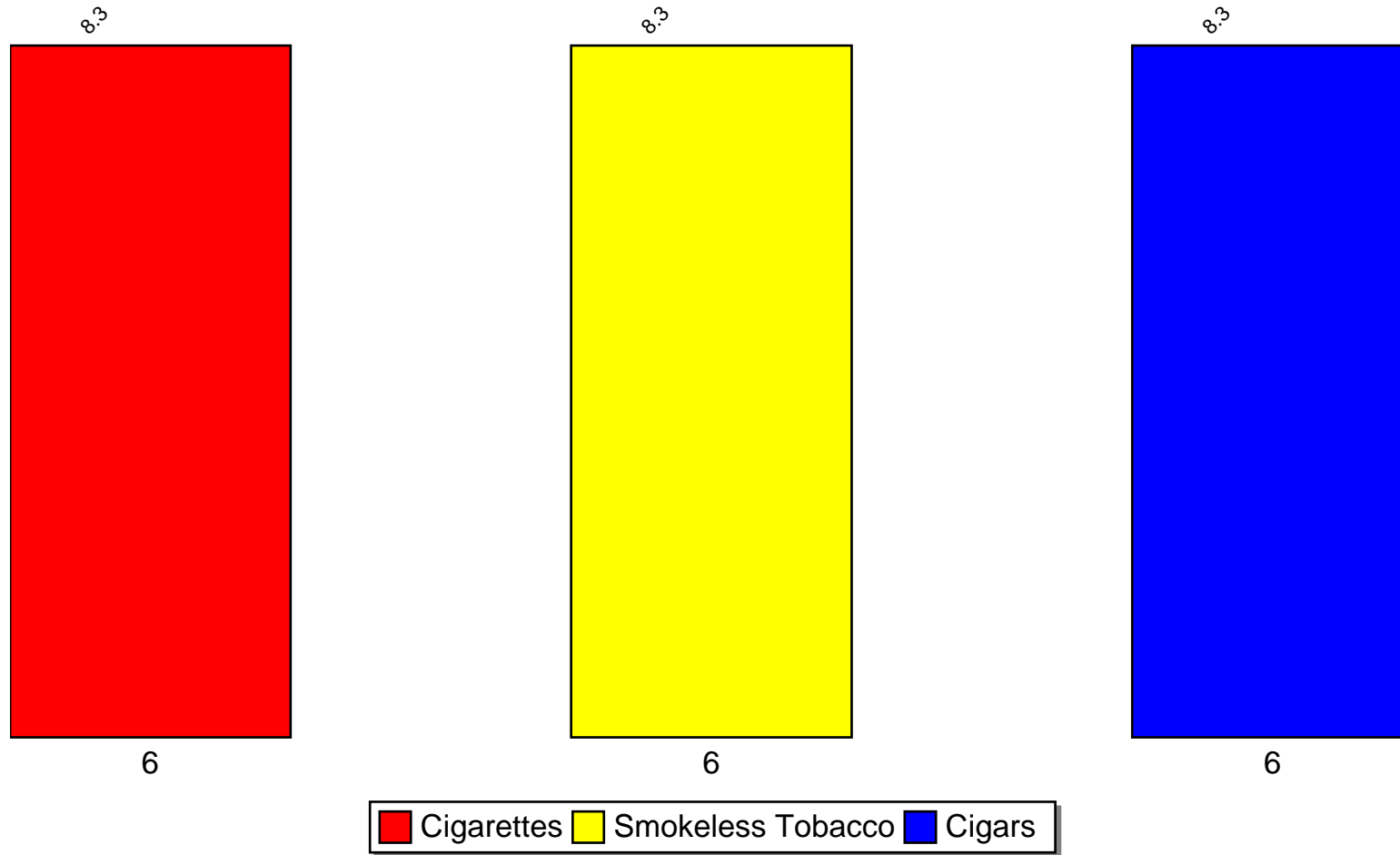


Figure 2.2: During the Past Year My Child Has Used Alcohol

## During the Past Year My Child Has Used Alcohol

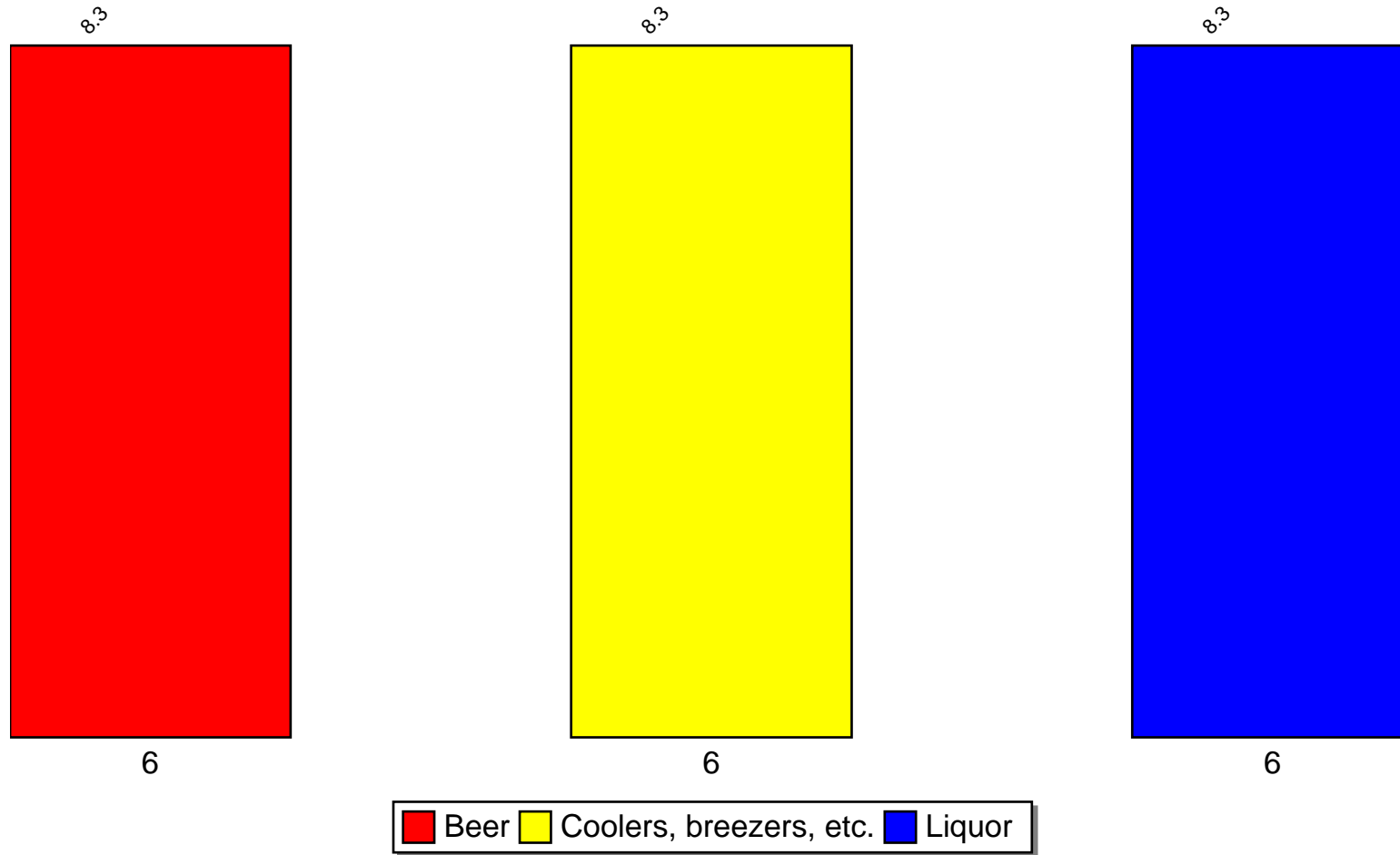
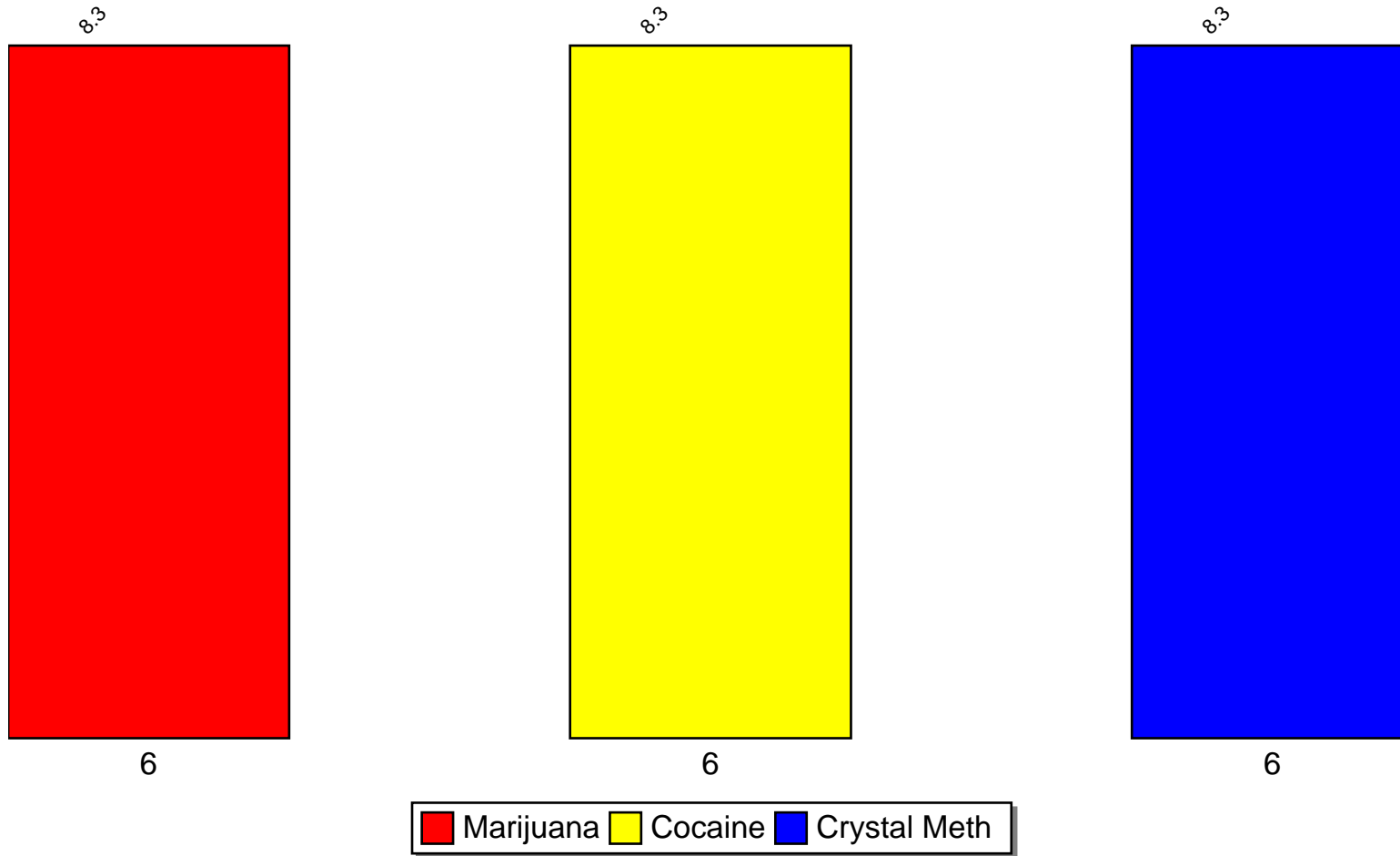


Figure 2.3: During the Past Year My Child Has Used Illicit Drugs

## During the Past Year My Child Has Used Illicit Drugs



## Chapter 3

# Percentage Tables

This chapter contains your parent survey results in tabular form. Each table corresponds to an item on the questionnaire. The *N of Valid* column contains the number of parents responding to the item and the *N of Missing* column contains the number of parents not responding to the item. The remaining columns contain the percentages of parents responding to the particular response categories.

The percentage tables of the report appear in the same order as corresponding questions on the questionnaire. The Table of Contents contains the percentage tables by section and gives the page number where each section is located. The List of Tables contains the location of each individual table.

### 3.1 Parent Demographics

Table 3.1: Relation To Child



RESPONSE	6th	Total	
Mother/ Stepmother	91.7	91.7	
Father/ Stepfather	8.3	8.3	
Grandmother	0.0	0.0	
Grandfather	0.0	0.0	
Guardian	0.0	0.0	
Other	0.0	0.0	
N of Valid	12	12	
N of Miss	0	0	

Table 3.2: Marital Status








RESPONSE	6th	Total	
Married	66.7	66.7	
Separated	8.3	8.3	
Divorced	8.3	8.3	
Remarried	8.3	8.3	
Single	8.3	8.3	
Widowed	0.0	0.0	
N of Valid	12	12	
N of Miss	0	0	

Table 3.3: Ethnic Origin

RESPONSE	6th	Total	
White	83.3	83.3	
African American	0.0	0.0	
Hispanic	16.7	16.7	
Asian/Pacific Isle	0.0	0.0	
Native American	0.0	0.0	
Mixed Origin	0.0	0.0	
Other	0.0	0.0	
N of Valid	12	12	
N of Miss	0	0	

### 3.2 Student Demographics

Table 3.4: Sex Of Child



RESPONSE	6th	Total	
Male	58.3	58.3	
Female	41.7	41.7	
N of Valid	12	12	
N of Miss	0	0	

Table 3.5: Use Of Tobacco - My Child



RESPONSE	6th	Total	
Never Used	91.7	91.7	
Has Tried or Is Using	8.3	8.3	
N of Valid	12	12	
N of Miss	0	0	

Table 3.6: Use Of Alcohol - My Child



RESPONSE	6th	Total	
Never Used	100.0	100.0	
Has Tried or Is Using	0.0	0.0	
N of Valid	12	12	
N of Miss	0	0	

Table 3.7: Use Of Drugs - My Child

RESPONSE	6th	Total	
Never Used	100.0	100.0	
Has Tried or Is Using	0.0	0.0	
N of Valid	11	11	
N of Miss	1	1	

### 3.3 Student Information

Table 3.8: My Child Makes Good Grades In School




RESPONSE	6th	Total	
Never	0.0	0.0	
Seldom	0.0	0.0	
Sometimes	8.3	8.3	
Often	25.0	25.0	
A Lot	66.7	66.7	
N of Valid	12	12	
N of Miss	0	0	

Table 3.9: My Child Gets Into Trouble At School





RESPONSE	6th	Total	
Never	33.3	33.3	
Seldom	33.3	33.3	
Sometimes	25.0	25.0	
Often	8.3	8.3	
A Lot	0.0	0.0	
N of Valid	12	12	
N of Miss	0	0	

Table 3.10: My Child Attends Church, Synagogue, Etc.





RESPONSE	6th	Total	
Never	8.3	8.3	
Seldom	0.0	0.0	
Sometimes	25.0	25.0	
Often	25.0	25.0	
A Lot	41.7	41.7	
N of Valid	12	12	
N of Miss	0	0	

Table 3.11: I Set Clear Rules For My Child



RESPONSE	6th	Total	
Never	0.0	0.0	
Seldom	0.0	0.0	
Sometimes	0.0	0.0	
Often	16.7	16.7	
A Lot	83.3	83.3	
N of Valid	12	12	
N of Miss	0	0	

Table 3.12: I Punish My Child When He/She Breaks The Rules




RESPONSE	6th	Total	
Never	0.0	0.0	
Seldom	0.0	0.0	
Sometimes	8.3	8.3	
Often	50.0	50.0	
A Lot	41.7	41.7	
N of Valid	12	12	
N of Miss	0	0	

Table 3.13: I Talk To My Child About The Harmful Effects Of Using Tobacco, Alcohol And Drugs




RESPONSE	6th	Total	
Never	0.0	0.0	
Seldom	0.0	0.0	
Sometimes	8.3	8.3	
Often	25.0	25.0	
A Lot	66.7	66.7	
N of Valid	12	12	
N of Miss	0	0	

Table 3.14: Teachers Talk To Students About The Harmful Effects Of Using Tobacco, Alcohol And Drugs





RESPONSE	6th	Total	
Never	0.0	0.0	
Seldom	9.1	9.1	
Sometimes	9.1	9.1	
Often	45.5	45.5	
A Lot	36.4	36.4	
N of Valid	11	11	
N of Miss	1	1	

Table 3.15: Our School Works With Parents Regarding Drug Abuse Prevention






RESPONSE	6th	Total	
Never	8.3	8.3	
Seldom	8.3	8.3	
Sometimes	16.7	16.7	
Often	41.7	41.7	
A Lot	25.0	25.0	
N of Valid	12	12	
N of Miss	0	0	

Table 3.16: Law Enforcement Is Doing A Good Job In Keeping Alcohol Away From Students




RESPONSE	6th	Total	
Never	0.0	0.0	
Seldom	0.0	0.0	
Sometimes	50.0	50.0	
Often	20.0	20.0	
A Lot	30.0	30.0	
N of Valid	10	10	
N of Miss	2	2	

Table 3.17: Law Enforcement Is Doing A Good Job In Keeping Drugs Away From Students




RESPONSE	6th	Total	
Never	0.0	0.0	
Seldom	0.0	0.0	
Sometimes	50.0	50.0	
Often	20.0	20.0	
A Lot	30.0	30.0	
N of Valid	10	10	
N of Miss	2	2	

Table 3.18: I Am Afraid My Child Will Be Hurt At School




RESPONSE	6th	Total	
Never	50.0	50.0	
Seldom	25.0	25.0	
Sometimes	25.0	25.0	
Often	0.0	0.0	
A Lot	0.0	0.0	
N of Valid	12	12	
N of Miss	0	0	

Table 3.19: My Child Takes Part In Gang Activities


RESPONSE	6th	Total	
Never	100.0	100.0	
Seldom	0.0	0.0	
Sometimes	0.0	0.0	
Often	0.0	0.0	
A Lot	0.0	0.0	
N of Valid	12	12	
N of Miss	0	0	

Table 3.20: My Child Has Been Threatened With A Gun, Knife Or Club At School

RESPONSE	6th	Total	
Never	90.9	90.9	
Seldom	9.1	9.1	
Sometimes	0.0	0.0	
Often	0.0	0.0	
A Lot	0.0	0.0	
N of Valid	11	11	
N of Miss	1	1	

Table 3.21: A Student Has Threatened To Hit, Slap Or Kick My Child

RESPONSE	6th	Total	
Never	41.7	41.7	
Seldom	25.0	25.0	
Sometimes	25.0	25.0	
Often	8.3	8.3	
A Lot	0.0	0.0	
N of Valid	12	12	
N of Miss	0	0	

Table 3.22: Our School Sets Clear Rules On Using Drugs At School

RESPONSE	6th	Total	
Never	0.0	0.0	
Seldom	0.0	0.0	
Sometimes	0.0	0.0	
Often	16.7	16.7	
A Lot	83.3	83.3	
N of Valid	12	12	
N of Miss	0	0	

Table 3.23: Our School Sets Clear Rules On Bullying Or Threatening Behavior



RESPONSE	6th	Total	
Never	0.0	0.0	
Seldom	0.0	0.0	
Sometimes	0.0	0.0	
Often	16.7	16.7	
A Lot	83.3	83.3	
N of Valid	12	12	
N of Miss	0	0	

Table 3.24: I See Ads On TV That Encourage Me To Talk To My Child About Drug Use





RESPONSE	6th	Total	
Never	0.0	0.0	
Seldom	8.3	8.3	
Sometimes	33.3	33.3	
Often	8.3	8.3	
A Lot	50.0	50.0	
N of Valid	12	12	
N of Miss	0	0	

Table 3.25: My Child Participates In Community Activities Such as Scouts, Rec. Teams, Youth Clubs, Etc.





RESPONSE	6th	Total	
Never	8.3	8.3	
Seldom	0.0	0.0	
Sometimes	25.0	25.0	
Often	8.3	8.3	
A Lot	58.3	58.3	
N of Valid	12	12	
N of Miss	0	0	

Table 3.26: My Child Participates In School Activities Such as Band, Clubs, Etc.






RESPONSE	6th	Total	
Never	16.7	16.7	
Seldom	8.3	8.3	
Sometimes	8.3	8.3	
Often	25.0	25.0	
A Lot	41.7	41.7	
N of Valid	12	12	
N of Miss	0	0	

Table 3.27: The School Has Security (Police) Officer



RESPONSE	6th	Total	
Yes	18.2	18.2	
No	81.8	81.8	
N of Valid	11	11	
N of Miss	1	1	

Table 3.28: A Security (Police) Officer Can Prevent Violence At School



RESPONSE	6th	Total	
Yes	50.0	50.0	
No	50.0	50.0	
N of Valid	10	10	
N of Miss	2	2	

Table 3.29: Every School Needs A Security (Police) Officer




RESPONSE	6th	Total	
Yes	81.8	81.8	
No	18.2	18.2	
N of Valid	11	11	
N of Miss	1	1	

Table 3.30: My Child Has Skipped School Without My Permission

RESPONSE	6th	Total	
Yes	0.0	0.0	
No	100.0	100.0	
N of Valid	11	11	
N of Miss	1	1	

### 3.4 Community Information

Table 3.31: Drug And Alcohol Use Is A Big Problem Facing Youth In My Community





RESPONSE	6th	Total	
Never	0.0	0.0	
Seldom	25.0	25.0	
Sometimes	25.0	25.0	
Often	16.7	16.7	
A Lot	33.3	33.3	
N of Valid	12	12	
N of Miss	0	0	

Table 3.32: Youth Violence Is A Big Problem In My Community




RESPONSE	6th	Total	
Never	0.0	0.0	
Seldom	50.0	50.0	
Sometimes	25.0	25.0	
Often	25.0	25.0	
A Lot	0.0	0.0	
N of Valid	12	12	
N of Miss	0	0	

Table 3.33: My Child Has Friends Who Drink Alcohol



RESPONSE	6th	Total	
Never	75.0	75.0	
Seldom	25.0	25.0	
Sometimes	0.0	0.0	
Often	0.0	0.0	
A Lot	0.0	0.0	
N of Valid	12	12	
N of Miss	0	0	

Table 3.34: It Would Be Okay With Me For My Child To Use Alcohol If He/She Would Not Use Other Drugs


RESPONSE	6th	Total	
Never	100.0	100.0	
Seldom	0.0	0.0	
Sometimes	0.0	0.0	
Often	0.0	0.0	
A Lot	0.0	0.0	
N of Valid	12	12	
N of Miss	0	0	

Table 3.35: Beer Ads Encourage Underage Drinking




RESPONSE	6th	Total	
Never	25.0	25.0	
Seldom	0.0	0.0	
Sometimes	33.3	33.3	
Often	0.0	0.0	
A Lot	41.7	41.7	
N of Valid	12	12	
N of Miss	0	0	

Table 3.36: My Child Has Friends Who Use Tobacco



RESPONSE	6th	Total	
Never	83.3	83.3	
Seldom	16.7	16.7	
Sometimes	0.0	0.0	
Often	0.0	0.0	
A Lot	0.0	0.0	
N of Valid	12	12	
N of Miss	0	0	

Table 3.37: My Child Has Friends Who Use Drugs

RESPONSE	6th	Total
Never	100.0	100.0
Seldom	0.0	0.0
Sometimes	0.0	0.0
Often	0.0	0.0
A Lot	0.0	0.0
N of Valid	12	12
N of Miss	0	0





Table 3.38: It Would Be Okay With Me For My Child To Smoke A Little Pot If He/She Would Leave Other Drugs Alone

RESPONSE	6th	Total
Never	100.0	100.0
Seldom	0.0	0.0
Sometimes	0.0	0.0
Often	0.0	0.0
A Lot	0.0	0.0
N of Valid	12	12
N of Miss	0	0

Table 3.39: My Child Has Had 5 Or More Glasses Of Beer, Coolers Or Liquor Within A Few Hours

RESPONSE	6th	Total
Never	100.0	100.0
Seldom	0.0	0.0
Sometimes	0.0	0.0
Often	0.0	0.0
A Lot	0.0	0.0
N of Valid	12	12
N of Miss	0	0

Table 3.40: The Alcohol Industry Does A Good Job Of Discouraging Underage Drinking.

RESPONSE	6th	Total	
Never	25.0	25.0	
Seldom	25.0	25.0	
Sometimes	25.0	25.0	
Often	25.0	25.0	
A Lot	0.0	0.0	
N of Valid	12	12	
N of Miss	0	0	

### 3.5 Impressions About Drug Use

Table 3.41: Harmfulness Of Use – Cigarettes

RESPONSE	6th	Total
No Harm	0.0	0.0
Some Harm	0.0	0.0
Harmful	0.0	0.0
Very Harmful	100.0	100.0
N of Valid	12	12
N of Miss	0	0

Table 3.42: Harmfulness Of Use – Smokeless Tobacco (Chew, Etc.)

RESPONSE	6th	Total
No Harm	0.0	0.0
Some Harm	0.0	0.0
Harmful	0.0	0.0
Very Harmful	100.0	100.0
N of Valid	12	12
N of Miss	0	0

Table 3.43: Harmfulness Of Use – Cigars

RESPONSE	6th	Total
No Harm	0.0	0.0
Some Harm	0.0	0.0
Harmful	0.0	0.0
Very Harmful	100.0	100.0
N of Valid	12	12
N of Miss	0	0

Table 3.44: Harmfulness Of Use – Beer

RESPONSE	6th	Total
No Harm	0.0	0.0
Some Harm	0.0	0.0
Harmful	0.0	0.0
Very Harmful	100.0	100.0
N of Valid	12	12
N of Miss	0	0

Table 3.45: Harmfulness Of Use – Coolers, Breezers, Hard Lemonades, Etc.

RESPONSE	6th	Total
No Harm	0.0	0.0
Some Harm	0.0	0.0
Harmful	0.0	0.0
Very Harmful	100.0	100.0
N of Valid	12	12
N of Miss	0	0

Table 3.46: Harmfulness Of Use – Liquor

RESPONSE	6th	Total
No Harm	0.0	0.0
Some Harm	0.0	0.0
Harmful	0.0	0.0
Very Harmful	100.0	100.0
N of Valid	12	12
N of Miss	0	0

Table 3.47: Harmfulness Of Use – Marijuana

RESPONSE	6th	Total
No Harm	0.0	0.0
Some Harm	0.0	0.0
Harmful	0.0	0.0
Very Harmful	100.0	100.0
N of Valid	12	12
N of Miss	0	0

Table 3.48: Harmfulness Of Use – Cocaine (Crack, Etc)

RESPONSE	6th	Total
No Harm	0.0	0.0
Some Harm	0.0	0.0
Harmful	0.0	0.0
Very Harmful	100.0	100.0
N of Valid	12	12
N of Miss	0	0

Table 3.49: Harmfulness Of Use – Crystal Meth (Ice, Crank, Etc.)

RESPONSE	6th	Total
No Harm	0.0	0.0
Some Harm	0.0	0.0
Harmful	0.0	0.0
Very Harmful	100.0	100.0
N of Valid	12	12
N of Miss	0	0

### 3.6 During The Past Year Your Child Has Used

Table 3.50: Percent Of Use – Cigarettes

RESPONSE	6th	Total	
Did Not Use	91.7	91.7	
1-6 Times a Year	0.0	0.0	
1-2 Times a Month	0.0	0.0	
1-7 Times a Week	8.3	8.3	
N of Valid	12	12	
N of Miss	0	0	

Table 3.51: Percent Of Use – Smokeless Tobacco (Chew, Etc.)

RESPONSE	6th	Total	
Did Not Use	91.7	91.7	
1-6 Times a Year	0.0	0.0	
1-2 Times a Month	0.0	0.0	
1-7 Times a Week	8.3	8.3	
N of Valid	12	12	
N of Miss	0	0	

Table 3.52: Percent Of Use – Cigars

RESPONSE	6th	Total	
Did Not Use	91.7	91.7	
1-6 Times a Year	0.0	0.0	
1-2 Times a Month	0.0	0.0	
1-7 Times a Week	8.3	8.3	
N of Valid	12	12	
N of Miss	0	0	

Table 3.53: Percent Of Use – Beer

RESPONSE	6th	Total	
Did Not Use	91.7	91.7	
1-6 Times a Year	0.0	0.0	
1-2 Times a Month	0.0	0.0	
1-7 Times a Week	8.3	8.3	
N of Valid	12	12	
N of Miss	0	0	

Table 3.54: Percent Of Use – Coolers, Breezers, Hard Lemonades, Etc.

RESPONSE	6th	Total	
Did Not Use	91.7	91.7	
1-6 Times a Year	0.0	0.0	
1-2 Times a Month	0.0	0.0	
1-7 Times a Week	8.3	8.3	
N of Valid	12	12	
N of Miss	0	0	

Table 3.55: Percent Of Use – Liquor

RESPONSE	6th	Total	
Did Not Use	91.7	91.7	
1-6 Times a Year	0.0	0.0	
1-2 Times a Month	0.0	0.0	
1-7 Times a Week	8.3	8.3	
N of Valid	12	12	
N of Miss	0	0	

Table 3.56: Percent Of Use – Marijuana

RESPONSE	6th	Total	
Did Not Use	91.7	91.7	
1-6 Times a Year	0.0	0.0	
1-2 Times a Month	0.0	0.0	
1-7 Times a Week	8.3	8.3	
N of Valid	12	12	
N of Miss	0	0	

Table 3.57: Percent Of Use – Cocaine (Crack, Etc)

RESPONSE	6th	Total	
Did Not Use	91.7	91.7	
1-6 Times a Year	0.0	0.0	
1-2 Times a Month	0.0	0.0	
1-7 Times a Week	8.3	8.3	
N of Valid	12	12	
N of Miss	0	0	

Table 3.58: Percent Of Use – Crystal Meth (Ice, Crank, Etc.)

RESPONSE	6th	Total	
Did Not Use	91.7	91.7	
1-6 Times a Year	0.0	0.0	
1-2 Times a Month	0.0	0.0	
1-7 Times a Week	8.3	8.3	
N of Valid	12	12	
N of Miss	0	0	

### 3.7 How Easy Is It For Students In Your Child's Grade To Get

Table 3.59: How Easy Is It For Students In Your Child's Grade To Get Cigarettes

RESPONSE	6th	Total	
Cannot Get	63.6	63.6	
Very Difficult	0.0	0.0	
Fairly Difficult	9.1	9.1	
Fairly Easy	18.2	18.2	
Very Easy	9.1	9.1	
N of Valid	11	11	
N of Miss	1	1	

Table 3.60: How Easy Is It For Students In Your Child's Grade To Get Smokeless Tobacco (Chew, Etc.)

RESPONSE	6th	Total	
Cannot Get	63.6	63.6	
Very Difficult	0.0	0.0	
Fairly Difficult	18.2	18.2	
Fairly Easy	18.2	18.2	
Very Easy	0.0	0.0	
N of Valid	11	11	
N of Miss	1	1	

Table 3.61: How Easy Is It For Students In Your Child's Grade To Get Cigars

RESPONSE	6th	Total	
Cannot Get	72.7	72.7	
Very Difficult	0.0	0.0	
Fairly Difficult	9.1	9.1	
Fairly Easy	18.2	18.2	
Very Easy	0.0	0.0	
N of Valid	11	11	
N of Miss	1	1	

Table 3.62: How Easy Is It For Students In Your Child's Grade To Get Beer





RESPONSE	6th	Total	
Cannot Get	63.6	63.6	
Very Difficult	0.0	0.0	
Fairly Difficult	9.1	9.1	
Fairly Easy	18.2	18.2	
Very Easy	9.1	9.1	
N of Valid	11	11	
N of Miss	1	1	

Table 3.63: How Easy Is It For Students In Your Child's Grade To Get Coolers, Breezers, Hard Lemonades, Etc.





RESPONSE	6th	Total	
Cannot Get	63.6	63.6	
Very Difficult	0.0	0.0	
Fairly Difficult	9.1	9.1	
Fairly Easy	18.2	18.2	
Very Easy	9.1	9.1	
N of Valid	11	11	
N of Miss	1	1	

Table 3.64: How Easy Is It For Students In Your Child's Grade To Get Liquor




RESPONSE	6th	Total	
Cannot Get	63.6	63.6	
Very Difficult	0.0	0.0	
Fairly Difficult	18.2	18.2	
Fairly Easy	18.2	18.2	
Very Easy	0.0	0.0	
N of Valid	11	11	
N of Miss	1	1	

Table 3.65: How Easy Is It For Students In Your Child's Grade To Get Marijuana

RESPONSE	6th	Total	
Cannot Get	63.6	63.6	
Very Difficult	0.0	0.0	
Fairly Difficult	18.2	18.2	
Fairly Easy	18.2	18.2	
Very Easy	0.0	0.0	
N of Valid	11	11	
N of Miss	1	1	

Table 3.66: How Easy Is It For Students In Your Child's Grade To Get Cocaine (Crack, Etc)

RESPONSE	6th	Total	
Cannot Get	63.6	63.6	
Very Difficult	18.2	18.2	
Fairly Difficult	0.0	0.0	
Fairly Easy	18.2	18.2	
Very Easy	0.0	0.0	
N of Valid	11	11	
N of Miss	1	1	

Table 3.67: How Easy Is It For Students In Your Child's Grade To Get Uppers (Stimulants)

RESPONSE	6th	Total	
Cannot Get	72.7	72.7	
Very Difficult	9.1	9.1	
Fairly Difficult	0.0	0.0	
Fairly Easy	18.2	18.2	
Very Easy	0.0	0.0	
N of Valid	11	11	
N of Miss	1	1	

Table 3.68: How Easy Is It For Students In Your Child's Grade To Get Downers (Depressants)

RESPONSE	6th	Total	
Cannot Get	63.6	63.6	
Very Difficult	9.1	9.1	
Fairly Difficult	0.0	0.0	
Fairly Easy	27.3	27.3	
Very Easy	0.0	0.0	
N of Valid	11	11	
N of Miss	1	1	

Table 3.69: How Easy Is It For Students In Your Child's Grade To Get Inhalants (Glue, Etc)

RESPONSE	6th	Total	
Cannot Get	54.5	54.5	
Very Difficult	9.1	9.1	
Fairly Difficult	0.0	0.0	
Fairly Easy	27.3	27.3	
Very Easy	9.1	9.1	
N of Valid	11	11	
N of Miss	1	1	

Table 3.70: How Easy Is It For Students In Your Child's Grade To Get Hallucinogens (PCP, LSD, Etc)

RESPONSE	6th	Total	
Cannot Get	63.6	63.6	
Very Difficult	9.1	9.1	
Fairly Difficult	0.0	0.0	
Fairly Easy	27.3	27.3	
Very Easy	0.0	0.0	
N of Valid	11	11	
N of Miss	1	1	

Table 3.71: How Easy Is It For Students In Your Child's Grade To Get Heroin (Opiates)

RESPONSE	6th	Total	
Cannot Get	63.6	63.6	
Very Difficult	9.1	9.1	
Fairly Difficult	0.0	0.0	
Fairly Easy	27.3	27.3	
Very Easy	0.0	0.0	
N of Valid	11	11	
N of Miss	1	1	

Table 3.72: How Easy Is It For Students In Your Child's Grade To Get Anabolic Steroids

RESPONSE	6th	Total	
Cannot Get	72.7	72.7	
Very Difficult	9.1	9.1	
Fairly Difficult	0.0	0.0	
Fairly Easy	18.2	18.2	
Very Easy	0.0	0.0	
N of Valid	11	11	
N of Miss	1	1	

Table 3.73: How Easy Is It For Students In Your Child's Grade To Get Ecstasy (MDMA)

RESPONSE	6th	Total	
Cannot Get	63.6	63.6	
Very Difficult	9.1	9.1	
Fairly Difficult	0.0	0.0	
Fairly Easy	18.2	18.2	
Very Easy	9.1	9.1	
N of Valid	11	11	
N of Miss	1	1	

Table 3.74: How Easy Is It For Students In Your Child's Grade To Get OxyContin

RESPONSE	6th	Total	
Cannot Get	63.6	63.6	
Very Difficult	9.1	9.1	
Fairly Difficult	0.0	0.0	
Fairly Easy	18.2	18.2	
Very Easy	9.1	9.1	
N of Valid	11	11	
N of Miss	1	1	

Table 3.75: How Easy Is It For Students In Your Child's Grade To Get Crystal Meth (Ice, Crank, Etc.)

RESPONSE	6th	Total	
Cannot Get	63.6	63.6	
Very Difficult	9.1	9.1	
Fairly Difficult	0.0	0.0	
Fairly Easy	27.3	27.3	
Very Easy	0.0	0.0	
N of Valid	11	11	
N of Miss	1	1	

Table 3.76: How Easy Is It For Students In Your Child's Grade To Get A Gun

RESPONSE	6th	Total	
Cannot Get	63.6	63.6	
Very Difficult	9.1	9.1	
Fairly Difficult	0.0	0.0	
Fairly Easy	9.1	9.1	
Very Easy	18.2	18.2	
N of Valid	11	11	
N of Miss	1	1	

### 3.8 Safety at School

Table 3.77: While At School My Child Feels Safe In The Classroom




RESPONSE	6th	Total	
Never	0.0	0.0	
Seldom	0.0	0.0	
Sometimes	9.1	9.1	
Often	18.2	18.2	
A Lot	72.7	72.7	
N of Valid	11	11	
N of Miss	1	1	

Table 3.78: While At School My Child Feels Safe In The Cafeteria




RESPONSE	6th	Total	
Never	0.0	0.0	
Seldom	0.0	0.0	
Sometimes	9.1	9.1	
Often	36.4	36.4	
A Lot	54.5	54.5	
N of Valid	11	11	
N of Miss	1	1	

Table 3.79: While At School My Child Feels Safe In The Halls




RESPONSE	6th	Total	
Never	0.0	0.0	
Seldom	0.0	0.0	
Sometimes	36.4	36.4	
Often	27.3	27.3	
A Lot	36.4	36.4	
N of Valid	11	11	
N of Miss	1	1	

Table 3.80: While At School My Child Feels Safe In the Bathroom




RESPONSE	6th	Total	
Never	0.0	0.0	
Seldom	0.0	0.0	
Sometimes	27.3	27.3	
Often	36.4	36.4	
A Lot	36.4	36.4	
N of Valid	11	11	
N of Miss	1	1	

Table 3.81: While At School My Child Feels Safe In The Gym




RESPONSE	6th	Total	
Never	0.0	0.0	
Seldom	0.0	0.0	
Sometimes	27.3	27.3	
Often	27.3	27.3	
A Lot	45.5	45.5	
N of Valid	11	11	
N of Miss	1	1	

Table 3.82: While At School My Child Feels Safe On The School Bus





RESPONSE	6th	Total	
Never	0.0	0.0	
Seldom	10.0	10.0	
Sometimes	40.0	40.0	
Often	30.0	30.0	
A Lot	20.0	20.0	
N of Valid	10	10	
N of Miss	2	2	

Table 3.83: While At School My Child Feels Safe At School Events





RESPONSE	6th	Total	
Never	0.0	0.0	
Seldom	9.1	9.1	
Sometimes	27.3	27.3	
Often	18.2	18.2	
A Lot	45.5	45.5	
N of Valid	11	11	
N of Miss	1	1	

Table 3.84: While At School My Child Feels Safe On The Playground







RESPONSE	6th	Total	
Never	0.0	0.0	
Seldom	0.0	0.0	
Sometimes	45.5	45.5	
Often	9.1	9.1	
A Lot	45.5	45.5	
N of Valid	11	11	
N of Miss	1	1	

Table 3.85: While At School My Child Feels Safe In The Parking Lot

RESPONSE	6th	Total	
Never	0.0	0.0	
Seldom	0.0	0.0	
Sometimes	54.5	54.5	
Often	9.1	9.1	
A Lot	36.4	36.4	
N of Valid	11	11	
N of Miss	1	1	

### 3.9 Effectiveness of Solutions

Table 3.86: School-based Education About The Harmful Effects Of Drug And Alcohol Use




RESPONSE	6th	Total	
Strongly Agree	66.7	66.7	
Agree	25.0	25.0	
Undecided	8.3	8.3	
Disagree	0.0	0.0	
Strongly Disagree	0.0	0.0	
N of Valid	12	12	
N of Miss	0	0	

Table 3.87: TV Ads On Preventing Drug Use By Youth




RESPONSE	6th	Total	
Strongly Agree	50.0	50.0	
Agree	33.3	33.3	
Undecided	16.7	16.7	
Disagree	0.0	0.0	
Strongly Disagree	0.0	0.0	
N of Valid	12	12	
N of Miss	0	0	

Table 3.88: TV Ads On Preventing Alcohol Use By Youth




RESPONSE	6th	Total	
Strongly Agree	50.0	50.0	
Agree	33.3	33.3	
Undecided	16.7	16.7	
Disagree	0.0	0.0	
Strongly Disagree	0.0	0.0	
N of Valid	12	12	
N of Miss	0	0	

Table 3.89: Religious Institutions Providing Drug Education To Young People




RESPONSE	6th	Total	
Strongly Agree	58.3	58.3	
Agree	25.0	25.0	
Undecided	16.7	16.7	
Disagree	0.0	0.0	
Strongly Disagree	0.0	0.0	
N of Valid	12	12	
N of Miss	0	0	

Table 3.90: Parents Providing Drug Education To Their Children



RESPONSE	6th	Total	
Strongly Agree	58.3	58.3	
Agree	41.7	41.7	
Undecided	0.0	0.0	
Disagree	0.0	0.0	
Strongly Disagree	0.0	0.0	
N of Valid	12	12	
N of Miss	0	0	

Table 3.91: Parents Taking Responsibility For Their Children's Use Of Drugs And Alcohol





RESPONSE	6th	Total	
Strongly Agree	66.7	66.7	
Agree	8.3	8.3	
Undecided	16.7	16.7	
Disagree	8.3	8.3	
Strongly Disagree	0.0	0.0	
N of Valid	12	12	
N of Miss	0	0	

Table 3.92: News Media Keeping Parents/Public Informed About Student Drug Use And Violence




RESPONSE	6th	Total	
Strongly Agree	58.3	58.3	
Agree	33.3	33.3	
Undecided	8.3	8.3	
Disagree	0.0	0.0	
Strongly Disagree	0.0	0.0	
N of Valid	12	12	
N of Miss	0	0	

Table 3.93: Schools Keeping Parents/Public Informed About Student Drug Use And Violence




RESPONSE	6th	Total	
Strongly Agree	66.7	66.7	
Agree	16.7	16.7	
Undecided	16.7	16.7	
Disagree	0.0	0.0	
Strongly Disagree	0.0	0.0	
N of Valid	12	12	
N of Miss	0	0	

Table 3.94: Community Anti-drug Coalition For Keeping Students Drug Free




RESPONSE	6th	Total	
Strongly Agree	66.7	66.7	
Agree	16.7	16.7	
Undecided	16.7	16.7	
Disagree	0.0	0.0	
Strongly Disagree	0.0	0.0	
N of Valid	12	12	
N of Miss	0	0	

Table 3.95: After School Activities For Students At School





RESPONSE	6th	Total	
Strongly Agree	66.7	66.7	
Agree	8.3	8.3	
Undecided	16.7	16.7	
Disagree	8.3	8.3	
Strongly Disagree	0.0	0.0	
N of Valid	12	12	
N of Miss	0	0	

Table 3.96: After School Activities For Students In The Community (Not At School)





RESPONSE	6th	Total	
Strongly Agree	58.3	58.3	
Agree	8.3	8.3	
Undecided	8.3	8.3	
Disagree	25.0	25.0	
Strongly Disagree	0.0	0.0	
N of Valid	12	12	
N of Miss	0	0	

Table 3.97: Treatment For Students Who Are Drug And/Or Alcohol Dependent



RESPONSE	6th	Total	
Strongly Agree	58.3	58.3	
Agree	41.7	41.7	
Undecided	0.0	0.0	
Disagree	0.0	0.0	
Strongly Disagree	0.0	0.0	
N of Valid	12	12	
N of Miss	0	0	

Table 3.98: School Policy On Student Use Of Drugs And Alcohol At School

RESPONSE	6th	Total	
Strongly Agree	83.3	83.3	
Agree	16.7	16.7	
Undecided	0.0	0.0	
Disagree	0.0	0.0	
Strongly Disagree	0.0	0.0	
N of Valid	12	12	
N of Miss	0	0	






Table 3.99: School Policy On Student Violence/Bullying

RESPONSE	6th	Total	
Strongly Agree	75.0	75.0	
Agree	16.7	16.7	
Undecided	0.0	0.0	
Disagree	8.3	8.3	
Strongly Disagree	0.0	0.0	
N of Valid	12	12	
N of Miss	0	0	

Table 3.100: Having A Security (Police) Officer At The School

RESPONSE	6th	Total	
Strongly Agree	66.7	66.7	
Agree	0.0	0.0	
Undecided	16.7	16.7	
Disagree	8.3	8.3	
Strongly Disagree	8.3	8.3	
N of Valid	12	12	
N of Miss	0	0	

Table 3.101: Drug Screening Of Students By The School

RESPONSE	6th	Total	
Strongly Agree	58.3	58.3	
Agree	8.3	8.3	
Undecided	8.3	8.3	
Disagree	16.7	16.7	
Strongly Disagree	8.3	8.3	
N of Valid	12	12	
N of Miss	0	0	